





McKesson WoundCare Companion™

Pocket *Guide*

Your go-to, take-anywhere guide for information on advanced wound care.



Guide Reference

<i>Advanced Skin and Wound Care Solutions</i> 	
Advanced Skin and Wound Care Solutions	4
<i>Clinical Support/Education</i> 	
Assessing the Skin	10
Assessing Wounds	14
<i>Prevention</i> 	
Advanced Skin Care	64
<i>Treatment</i> 	
Antifungals	86
Wound Cleansers and Measuring Guides	89
No-Sting Liquid Film Skin Protectors	96
Adhesive Removers	99
Prophylactic Foam Dressing	102
Negative Pressure Wound Therapy Systems	105
Wound Dressings	108
Cover Dressings	134
Compression Dressings	142
Silicone Tape	147



Advanced Skin and Wound Care Solutions

Advanced Skin and Wound Care Solutions4

Advanced Skin and Wound Care Solutions
**ADVANCED SKIN
AND WOUND CARE
SOLUTIONS**

At McKesson, we work to understand your daily challenges so that, together, we can develop a customized plan to address your clinical support needs.

Educational Support

This instructional Pocket Guide is provided to assist you with the challenges of wound care, focusing on the areas listed below:

- Skin Assessment
- Wound Assessment
 - Identifying a treatment plan
 - Healthy and necrotic tissue
 - Wound infection
 - Types of tissue breakdown
 - Pressure injuries
- Product selection guides for advanced skin and wound care



Clinical Support

McKesson Clinical Resource Team is available to help with the challenges you encounter every day.

Our engaged and experienced clinicians are focused on providing:

- Clinical support and educational resources
- Webinars
- Product formulary assistance
- McKesson Academy™ – mms.mckesson.com/online-education

Business Support

We can help you evaluate your business performance on an individualized basis so you can reduce costs and increase efficiencies.

We have tools to help you improve your business:

- McKesson SpendManagerSM
- Customer business reviews
- Connectivity/insurance billing solutions
- Shipping and distribution solutions
- Patient home delivery
- Consultative support (OASIS, ICD-10, & more)
- ORBITS[®]

Refer to the Product Resource Guide for more details of our product offerings for advanced skin and wound care.

Advanced Skin Care

Healthier skin means healthier patients and residents, as well as improved clinical outcomes. Our THERA™ Advanced Skin Care products provide a first line of defense against skin issues and irritations.

McKesson offers comprehensive advanced skin care products that can help you address a variety of skin care needs by:

- Cleansing
- Moisturizing
- Protecting¹
- Helping to prevent skin breakdown
- Treating

Thera™

3M ✦ **KCI**

Smith+Nephew

Advanced Wound Care

Our product offerings can help you make the challenges of managing wounds easier and more cost effective for your staff and your business.

McKesson offers comprehensive wound care products including:

- Antifungals
- Wound cleansers
- Wound measuring guides
- No sting liquid film skin protectors
- Adhesive removers
- Collagens
- Xeroform
- Hydrogels
- Hydrophilic wound dressings
- Transparent films
- Hydrocolloids
- Adhesive and non-adhesive foams
- Silicone adhesive foams
- Negative pressure wound therapy
- Calcium alginates and gelling fiber dressings
- MEDIHONEY®
- Contact layers
- Bordered gauze
- Composite dressings
- Specialty absorptive dressings
- Unna boots
- Multi-layer compression bandages

Visit mms.mckesson.com/wound-care, ask your McKesson Account Manager for more information or reference our Advanced Wound Care Product Guide for complete information about our advanced skin and wound care solutions.



Clinical Support/ Education

Assessing the Skin.....	10
Assessing Wounds.....	14

Clinical Support/Education

ASSESSING THE SKIN

Skin Conditions



Intact, Dry

The epidermis lacks moisture or sebum, often characterized by a pattern of fine lines, scaling and itching.



Flaky, Cracked

The skin lacks adequate moisture or sebum resulting in excessive drying of the skin, leading to flaking of the epidermis, cracks and fissures that may extend into the dermis. Cracks in the skin may result in portals for infection.

Skin Conditions



Erythema

The presence of bright or dark, red skin or darkening of normal skin.



Wet, Macerated, Denuded

Denuded skin results from the loss of the epidermis, causing partial thickness breakdown of the skin into the dermis. The denuded area is reddish-pink in color. Macerated skin results from prolonged exposure to moisture; if this skin is not protected from moisture it may lead to denudement.

Skin Conditions



Intertriginous Areas

Intertriginous is a term used to define an area where two skin areas may touch or rub together. Moisture can be trapped in these areas, which can lead to fungal infections and/or skin breakdown.



Fungal Rash

Signs and symptoms of fungal rash may include redness with darker pinpoint lesions, severe itching, burning, soreness and irritation. Impairment of the integrity of the skin due to moisture is a common contributing factor.

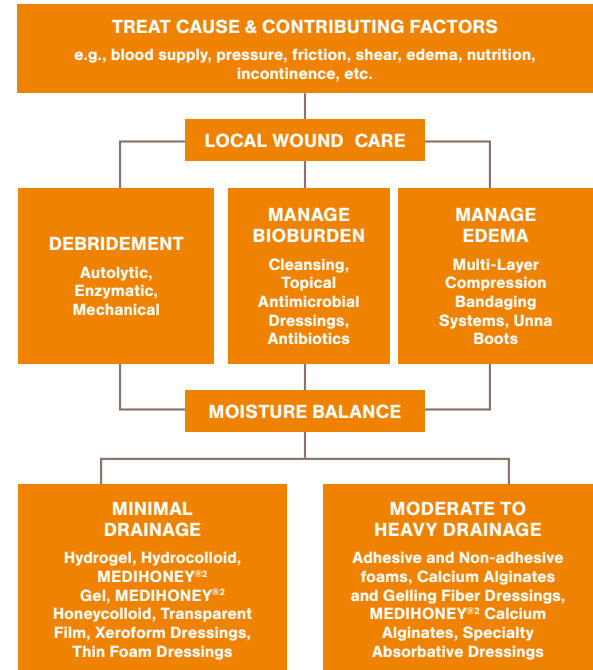
Clinical Support/Education

ASSESSING WOUNDS

Identifying a Treatment Plan

On the next page you will find an algorithm on identifying a treatment plan and elements of wound assessment.

Identifying a Treatment Plan



2. MEDIHONEY[®] is a registered trademark of Medihoney Pty Ltd. and licensed to Derma Sciences, Inc. MEDIHONEY[®] is not a private label product of McKesson but is available for distribution through McKesson's exclusive brand of Advanced Wound Care products.

Elements of Wound Assessment

Location: Refers to specific body part or bony prominence over which the wound is located.

Etiology: Pressure, venous, diabetic, arterial, surgical, traumatic.

Classification: Stage (for pressure injuries); full or partial thickness.

Measurement: Length x width x depth in centimeters. Assess for undermining & tunneling.

Wound Bed: Cleanse prior to assessment. Determine tissue type (granulation, slough, eschar, epithelial, anatomical structures) & the percentage of each tissue type.

Drainage: None, minimal, moderate, copious. Serous, serosanguineous, sanguineous, purulent, color and consistency.

Surrounding Tissue: Color, edema, firmness, intact, induration, pallor, lesions, texture, scar, rash, staining, moisture/macerated.³

Wound Edges: Defined or undefined edges; attached or unattached edges; rolled under (epibole), macerated, fibrotic, callused border shape.³

Signs of Infection: Erythema, edema, induration, fever, streaking, increased drainage, odor, warmth, malaise, weeping, increased pain, discolorations, delayed healing, friable granulation tissue, change in color, absent or abnormal granulation tissue.³

Pain: Assess for pain related to the wound in general, as well as how it relates to the treatment or dressing change. Use a pain scale to get a more quantitative assessment.

Accurate Documentation: Document according to agency or facility policy and procedure so progress to goals can be determined. Accurately document findings. (See Page 58)

Healthy Tissue



Granulation Tissue

The pink/red moist tissue composed of new blood vessels, connective tissue, fibroblasts and inflammatory cells, which fills an open wound when it starts to heal; typically appears with an irregular, granular surface.⁴

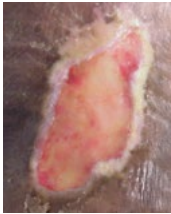


Epithelial Tissue

Originates from the wound margins to re-surface the wound. The new epithelial tissue appears as light pink with a shiny pearl appearance. Epithelialization is the process of the epidermis regenerating across a wound surface. Once the epithelium is created it and covers the wound bed it becomes stronger over time.⁴

Necrotic Tissue/Debridement

Debridement is the removal of necrotic or devitalized tissue from the wound bed. The presence of necrotic tissue increases the risk for bacterial growth and infection, and its presence generally impairs the natural healing process. The most common methods of debridement include autolytic, enzymatic and mechanical. Necrotic tissue in a wound is typically referred to as either slough or eschar.



Slough

Non-Viable tissue seen in full thickness wounds. Hydrated necrotic tissue, color varies including: yellow, gray, tan and brown. Soft and thin, fibrinous, stringy or mucinous.⁴



Eschar

Non-Viable tissue seen in full thickness wounds. Dry necrotic tissue; firm leathery, black/brown appearance. Flush with level of skin. As eschar is moistened, it slowly turns to slough.³

Necrotic Tissue/Debridement

Autolytic Debridement

Removal of devitalized tissue accomplished by the use of moisture retentive dressings. Maintaining a moist wound environment and moisture balance will facilitate the body's own enzymes and white blood cells in the debridement of necrotic tissue. Advanced wound care dressings that promote moist wound healing are effectively used to facilitate and enhance autolytic debridement.⁴

When Not to Debride

When pressure injuries are located on the heel, ear, foot, or other site with little subcutaneous or muscle tissue and are covered with a dry, stable eschar, they typically should not be debrided.

Debridement is also generally not recommended for arterial ulcers and diabetic ulcers with dry eschar or dry gangrene, without infection and with an insufficient vascular supply for healing, unless circulation to the area can be improved.⁵

Wound Infection

A wound is considered infected when replicating organisms invade the tissues and a host immune response is detected. The only way to definitively determine infection is with a wound culture or tissue biopsy. Two commonly used techniques for obtaining a wound culture (aerobic and anaerobic) by swab are the z-stroke and Levine techniques. Always first cleanse the wound with normal saline and culture viable tissue; do not culture necrotic tissue, purulent drainage or hard, dry eschar.⁶

Clinical Signs and Symptoms of Infection

- **Pain:** Increased pain at the wound site.³
- **Erythema:** The presence of bright or dark red skin or darkening of normal skin color immediately adjacent to the ulcer.⁶
- **Edema:** The presence of shiny taut skin or pitting impressions in the skin adjacent to the ulcer.⁶
- **Heat/Warmth:** A detectable increase in temperature of the skin adjacent to the ulcer.⁶
- **Drainage:** Increase in any type of drainage.⁶
- **Foul Odor:** Assess for odor after cleansing the wound thoroughly.⁶
- **Delayed Healing:** An absence of change or an increase in volume or surface area of the ulcer over the preceding two weeks.⁶

Types of Tissue Breakdown

There are many types of wounds, and they can all be classified as either partial or full thickness to indicate the depth of tissue breakdown.



Partial Thickness Wound

Confined to the superficial skin layers; damage does not penetrate below the dermis and may be limited to the epidermal layers only.⁴



Full Thickness Wound

Ulceration extending through the dermis to involve subcutaneous tissue and possibly muscle/bone.⁴

Pressure Injuries

Pressure Injuries

A pressure injury is localized damage to the skin and underlying soft tissue usually over a bony prominence or related to a medical or other device. The injury can present as intact skin or an open ulcer and may be painful. The injury occurs as a result of intense and/or prolonged pressure or pressure in combination with shear. The tolerance of soft tissue for pressure and shear may also be affected by microclimate, nutrition, perfusion, co-morbidities and condition of the soft tissue.⁷

Pressure Injuries: Stage 1



Stage 1: Non-Blanchable Erythema
Intact skin with a localized area of non-blanchable erythema, which may appear differently in darkly pigmented skin.

Presence of blanchable erythema or changes in sensation, temperature, or firmness may precede visual changes. Color changes do not include purple or maroon discoloration; these may indicate deep tissue pressure injury.⁷

Pressure Injuries: Stage 1 (cont.)



STEP	ASSESSMENT AND SUGGESTED ACTIONS
Assess Wound	Location, size, non-blanchable redness, pain, firm, soft, warm or cool.
Assess and Address Contributing Factors	Pressure, sensory perception, moisture, incontinence, mobility, nutrition, friction and shear.
Cleanse Wound and Prepare and Protect Peri-Wound Skin	Gently cleanse during routine bathing and pat dry.
Apply Primary and Secondary Dressing as Needed	Typically no dressing is required; moisturize the skin. Do not massage the area. If a dressing is desired, Transparent Film or Thin Hydrocolloid Dressing may decrease friction and allow visualization of the area.
Considerations	Per the NPIAP: Consider use of a soft silicone multi-layered foam dressing to protect the skin for individuals at risk for pressure injuries.

Pressure Injuries: Stage 2



Stage 2: Partial Thickness Skin Loss

Partial-thickness loss of skin with exposed dermis. The wound bed is viable, pink or red, moist, and may also present as an intact or ruptured serum-filled blister. Adipose (fat) is not visible and deeper tissues are not visible. Granulation tissue, slough and eschar are not present.

These injuries commonly result from adverse microclimate and shear in the skin over the pelvis and shear in the heel. This stage should not be used to describe moisture associated skin damage (MASD) including incontinence associated dermatitis (IAD), intertriginous dermatitis (ITD), medical adhesive related skin injury (MARS), or traumatic wounds (skin tears, burns, abrasions).⁷

Pressure Injuries: Stage 2 (cont.)



STEP	ASSESSMENT AND SUGGESTED ACTIONS
Assess Wound	Location, size, tissue type, drainage amount and character, peri-wound skin. Assess for signs and symptoms of infection to include pain, erythema, edema, heat/warmth, increased and/or purulent drainage, foul odor and delayed healing.
Assess and Address Contributing Factors	Pressure, sensory perception, moisture, incontinence, mobility, nutrition, friction and shear.
Cleanse Wound and Prepare and Protect Peri-Wound Skin	Cleanse with saline or wound cleanser and pat dry.

Pressure Injuries: Stage 2 (cont.)



STEP	ASSESSMENT AND SUGGESTED ACTIONS
Apply Primary and Secondary Dressing as Needed	<p>Minimal drainage: Cover with thin silicone foam dressing or hydrocolloid dressing or cover with Xeroform Gauze, hydrogel or hydrophilic dressing covered with appropriate secondary dressing such as bordered gauze, composite dressing or non-adherent dressing secured with roll gauze.</p> <p>Moderate to heavy amount of drainage: Apply calcium alginate or gelling fiber dressing and cover with appropriate secondary dressing such as adhesive foam, bordered gauze or composite dressing.</p> <p>Or</p> <p>Apply a non-adhesive foam or specialty absorptive dressing and secure with roll gauze or stretch net.</p>

Pressure Injuries: Stage 3



Stage 3: Full Thickness Skin Loss

Full-thickness loss of skin, in which adipose (fat) is visible in the ulcer and granulation tissue and epibole (rolled wound edges) are often present. Slough and/or eschar may be visible. The depth of tissue damage varies by anatomical location; areas of significant adiposity can develop deep wounds. Undermining and tunneling may occur. Fascia, muscle, tendon, ligament, cartilage and/or bone are not exposed. If slough or eschar obscures the extent of tissue loss this is an Unstageable Pressure Injury.⁷

Pressure Injuries: Stage 3 (cont.)



STEP

ASSESSMENT AND SUGGESTED ACTIONS

Assess Wound

Location, size, tissue type, drainage amount and character, peri-wound skin. Assess for signs and symptoms of infection to include pain, erythema, edema, heat/warmth, increased and/or purulent drainage, foul odor and delayed healing.

Assess and Address Contributing Factors

Pressure, sensory perception, moisture, incontinence, mobility, nutrition, friction and shear.

Cleanse Wound and Prepare and Protect Peri-Wound Skin

Cleanse with saline or wound cleanser and pat dry.

Pressure Injuries: Stage 3 (cont.)



STEP

ASSESSMENT AND SUGGESTED ACTIONS

Minimal drainage: Cover with choice of hydrogel, Xeroform Gauze, hydrophilic wound dressing, thin foam or hydrocolloid, etc. If a non-adhesive primary dressing is used, cover with appropriate secondary dressing such as bordered gauze or composite dressing.

Apply Primary and Secondary Dressing as Needed

Moderate to heavy amount of drainage: Apply calcium alginate or gelling fiber dressing to fill any depth.

Cover with appropriate secondary dressing such as adhesive foam, bordered gauze or composite dressing; or apply a non-adhesive foam or specialty absorptive dressing and secure with roll gauze or stretch net.

Pressure Injuries: Stage 4



Stage 4: Full Thickness Tissue Loss

Full-thickness skin and tissue loss with exposed or directly palpable fascia, muscle, tendon, ligament, cartilage or bone in the ulcer. Slough and/or eschar may be visible. Epibole (rolled edges), undermining and/or tunneling often occur. Depth varies by anatomical location. If slough or eschar obscures the extent of tissue loss this is an Unstageable Pressure Injury.⁷

Pressure Injuries: Stage 4 (cont.)



STEP

ASSESSMENT AND SUGGESTED ACTIONS

Assess Wound

Location, size, tissue type, drainage amount and character, peri-wound skin. Assess for signs and symptoms of infection to include pain, erythema, edema, heat/warmth, increased and/or purulent drainage, foul odor and delayed healing.

Assess and Address Contributing Factors

Pressure, sensory perception, moisture, incontinence, mobility, nutrition, friction and shear.

Cleanse Wound and Prepare and Protect Peri-Wound Skin

Cleanse with saline or wound cleanser and pat dry.

Pressure Injuries: Stage 4 (cont.)



STEP

ASSESSMENT AND SUGGESTED ACTIONS

Minimal drainage: Cover with choice of hydrogel, hydrophilic wound dressing, thin foam or hydrocolloid. If a non-adhesive primary dressing is used, cover with appropriate secondary dressing such as bordered gauze or composite dressing.

Apply Primary and Secondary Dressing as Needed

Moderate to heavy amount of drainage: Apply calcium alginate or gelling fiber dressing.

Cover with appropriate secondary dressing such as an adhesive foam, bordered gauze or composite dressing; or apply a non-adhesive foam or specialty absorptive dressing and secure with roll gauze or stretch net.

Deep Tissue Pressure Injury



Deep Tissue Pressure Injury: Persistent non-blanchable deep red, maroon or purple discoloration

Intact or non-intact skin with localized area of persistent non-blanchable deep red, maroon, purple discoloration or epidermal separation revealing a dark wound bed or blood filled blister. Pain and temperature change often precede skin color changes. Discoloration may appear differently in darkly pigmented skin.

This injury results from intense and/or prolonged pressure and shear forces at the bone-muscle interface. The wound may evolve rapidly to reveal the actual extent of tissue injury, or may resolve without tissue loss. If necrotic tissue, subcutaneous tissue, granulation tissue, fascia, muscle or other underlying structures are visible, this indicates a full thickness pressure injury (Unstageable, Stage 3 or Stage 4). Do not use DTPI to describe vascular, traumatic, neuropathic, or dermatologic conditions.⁷

Deep Tissue Pressure Injury (cont.)



STEP

ASSESSMENT AND SUGGESTED ACTIONS

Assess Wound

Location, size, color, blood blister, pain, firm, mushy/boggy, warm or cool.

Assess and Address Contributing Factors

Pressure, sensory perception, moisture, incontinence, mobility, nutrition, friction and shear.

Cleanse Wound and Prepare and Protect Peri-Wound Skin

Gently cleanse during routine bathing and pat dry. Typically no dressing is required. Transparent film may decrease friction and allow visualization.

Considerations

Difficult to detect in those with dark skin tones. Evolution may include a blister over a dark wound bed, and the wound may further evolve and become covered by eschar. Evolution may be rapid, exposing additional layers of tissue even with optimal treatment.

Unstageable Pressure Injury



Unstageable Pressure Injury: Obscured full-thickness skin and tissue loss

Full-thickness skin and tissue loss in which the extent of tissue damage within the ulcer cannot be confirmed because it is obscured by slough or eschar. If slough or eschar is removed, a Stage 3 or Stage 4 pressure injury will be revealed. Stable eschar (i.e. dry, adherent, intact without erythema or fluctuance) on the heel or ischemic limb should not be softened or removed.⁷

Unstageable Pressure Injury (cont.)



STEP

ASSESSMENT AND SUGGESTED ACTIONS

Assess Wound

Location, size, tissue type, drainage amount and character, peri-wound skin. Assess for signs and symptoms of infection to include pain, erythema, edema, heat/warmth, increased and/or purulent drainage, foul odor and delayed healing.

Pressure, sensory perception, moisture, incontinence, mobility, nutrition, friction and shear.

Assess and Address Contributing Factors

Assess for appropriateness of debridement and refer to prescribing authority according to agency or facility policy. Debridement may be contraindicated in wounds with dry stable eschar compromised by poor circulation.

Cleanse Wound and Prepare and Protect Peri-Wound Skin

Cleanse with saline or wound cleanser and pat dry.

Unstageable Pressure Injury (cont.)



STEP

ASSESSMENT AND SUGGESTED ACTIONS

Apply Primary and Secondary Dressing as Needed

Minimal drainage: Apply MEDIHONEY^{®2} Gel or amorphous hydrogel if autolytic debridement is desired.

Cover with an appropriate secondary dressing such as bordered gauze, composite dressing or a non-adherent gauze secured with roll gauze.

Moderate drainage: If autolytic debridement is desired, cover with MEDIHONEY^{®2} Gel or MEDIHONEY^{®2} Alginate.

Cover with an appropriate secondary dressing such as an adhesive foam or composite dressing; or cover with non-adhesive foam or specialty absorptive dressing secured with roll gauze.

2. MEDIHONEY[®] is a registered trademark of Medihoney Pty Ltd. and licensed to Derma Sciences, Inc. MEDIHONEY[®] is not a private label product of McKesson but is available for distribution through McKesson's exclusive brand of Advanced Wound Care products.

Unstageable Pressure Injury (cont.)



STEP

ASSESSMENT AND SUGGESTED ACTIONS

Apply Primary and Secondary Dressing as Needed

Moderate to heavy amount of drainage: If autolytic debridement is desired, cover with MEDIHONEY^{®2} Alginate. Alternatively, cover with calcium alginate or gelling fiber dressing.

Cover with an appropriate secondary dressing such as adhesive foam, bordered gauze or composite dressing; apply a non-adhesive foam or specialty absorptive dressing and secure with roll gauze.

2. MEDIHONEY[®] is a registered trademark of Medihoney Pty Ltd. and licensed to Derma Sciences, Inc. MEDIHONEY[®] is not a private label product of McKesson but is available for distribution through McKesson's exclusive brand of Advanced Wound Care products.

Arterial Ulcer



Caused by occlusion of arterial blood flow primarily due to PAD (Peripheral Arterial Disease). They are typically located in areas exposed to pressure, repetitive trauma or areas on the foot subject to rubbing footwear and the most common locations include the lateral malleolus, mid-tibial area (shin), the phalangeal heads, between the toes or tips of toes and web spaces.

Characteristics include circumscribed punched-out appearance with gangrene or necrosis, pale deep wound bed, blanched or dusky peri-wound skin, minimal drainage, cellulitis and extreme pain in those without neuropathy.

Arterial Ulcer (cont.)



STEP

ASSESSMENT AND SUGGESTED ACTIONS

Assess Wound

Location, size, tissue type, drainage amount and character, peri-wound skin. Assess for signs and symptoms of infection to include pain, erythema, edema, heat/warmth, increased and/or purulent drainage, foul odor and delayed healing.

Pressure, sensory perception, moisture, incontinence, mobility, nutrition, friction and shear.

Assess and Address Contributing Factors

Offloading pressure to wound, ABI (ankle brachial index)/arterial blood flow, glucose control.

Assess for appropriateness of debridement and refer to physician or nurse practitioner as needed. Debridement may be contraindicated in wounds with dry stable eschar compromised by poor circulation.

Cleanse Wound

Cleanse with saline or wound cleanser and pat dry.

Arterial Ulcer (cont.)



STEP

ASSESSMENT AND SUGGESTED ACTIONS

Minimal drainage: Cover with choice of MEDIHONEY®² Gel, MEDIHONEY®² Honeycolloid, MEDIHONEY®² Hydrogel Dressing, Xeroform Gauze, hydrogel, hydrophilic wound dressing.

Cover with appropriate secondary dressing such as bordered gauze, composite dressing or non-adherent dressing secured with roll gauze.

Apply Primary and Secondary Dressing as Needed

Moderate to heavy amount of drainage: Apply MEDIHONEY®² Alginate, calcium alginate or gelling fiber dressings.

Cover with appropriate secondary dressing such as adhesive foam, bordered gauze or composite dressing; or apply a non-adhesive foam or specialty absorptive dressing and secure with roll gauze.

2. MEDIHONEY® is a registered trademark of Medihoney Pty Ltd. and licensed to Derma Sciences, Inc. MEDIHONEY® is not a private label product of McKesson but is available for distribution through McKesson's exclusive brand of Advanced Wound Care products.

Neuropathic/Diabetic Ulcers



Neuropathic ulcers form as a result of peripheral neuropathy, typically in diabetic patients. Local paresthesias, or lack of sensation, over pressure points on the foot leads to extended microtrauma, breakdown of overlying tissue, and eventual ulceration. Neuropathic ulcers are typically located on the plantar aspect of the foot, over the metatarsal heads and under the heel and the toes.

These ulcers are characterized by diminished or no sensation in the foot; foot deformities; Charcot Foot; usually painless; even wound margins; a deep wound bed; underlying osteomyelitis; and low to moderate drainage.

Offloading, debridement and treating infection are the mainstays of treatment.

Neuropathic/Diabetic Ulcers (cont.)



STEP	ASSESSMENT AND SUGGESTED ACTIONS
Assess Wound	Location, size, tissue type, drainage amount and character, peri-wound skin. Assess for signs and symptoms of infection to include pain, erythema, edema, heat/warmth, increased and/or purulent drainage, foul odor and delayed healing.
	Pressure, sensory perception, moisture, incontinence, mobility, nutrition, friction and shear.
Assess and Address Contributing Factors	Offloading pressure to wound, ABI (ankle brachial index)/arterial blood flow, glucose control.
	Assess for appropriateness of debridement and refer to physician or nurse practitioner as needed. Debridement may be contraindicated in wounds with dry stable eschar compromised by poor circulation.
Cleanse Wound	Cleanse with saline or wound cleanser and pat dry.

Neuropathic/Diabetic Ulcers (cont.)



STEP	ASSESSMENT AND SUGGESTED ACTIONS
	Minimal drainage: Cover with choice of MEDIHONEY ^{®2} Gel, MEDIHONEY ^{®2} Honeycolloid, MEDIHONEY ^{®2} Hydrogel and Xeroform Gauze, hydrophilic wound dressing.
Apply Primary and Secondary Dressing as Needed	Cover with appropriate secondary dressing such as bordered gauze, composite dressing or non-adherent dressing secured with roll gauze.
	Moderate to heavy amount of drainage: Apply MEDIHONEY ^{®2} Alginate, calcium alginate or gelling fiber dressings.
	Cover with appropriate secondary dressing such as adhesive foam, bordered gauze or composite dressing; or apply a non-adhesive foam or specialty absorptive dressing and secure with roll gauze.

2. MEDIHONEY[®] is a registered trademark of Medihoney Pty Ltd. and licensed to Derma Sciences, Inc. MEDIHONEY[®] is not a private label product of McKesson but is available for distribution through McKesson's exclusive brand of Advanced Wound Care products.

Venous Leg Ulcer



A venous ulcer is a shallow wound that occurs due to venous insufficiency and congestion of fluid in the lower extremities, resulting in edema. Management of edema with compression is the mainstay of treatment.

Venous ulcers usually form on the sides of the lower leg, above the ankle and below the knee in the gaiter area. They are characterized by irregular poorly defined margins, ruddy granulation tissue, adherent slough, moderate to heavy drainage and no to moderate pain.

Venous Leg Ulcer (cont.)



STEP

ASSESSMENT AND SUGGESTED ACTIONS

Assess Wound

Location, size, tissue type, drainage amount and character, peri-wound skin. Assess for signs and symptoms of infection to include pain, erythema, edema, heat/warmth, increased and/or purulent drainage, foul odor and delayed healing.

Assess and Address Contributing Factors

An ABI (ankle brachial index) must be performed by an experienced caregiver to assess both arterial flow and the patient's ability to tolerate compression prior to initiation of compression therapy.

Cleanse Wound and Prepare and Protect Peri-Wound Skin

Cleanse with saline or wound cleanser and pat dry.

Venous Leg Ulcer (cont.)



STEP

ASSESSMENT AND SUGGESTED ACTIONS

Apply Primary and Secondary Dressing as Needed

Minimal drainage: Cover with choice of hydrogel, Xeroform Gauze or hydrocolloid dressing. If a non-adhesive primary dressing is used, cover with appropriate secondary dressing such as bordered gauze; cover with a non-adherent dressing and roll gauze.

Moderate to heavy amount of drainage: Apply MEDIHONEY^{®2} Alginate, calcium alginate or gelling fiber dressing. Cover with appropriate secondary dressing such as adhesive foam, non-adhesive foam, or specialty absorptive dressing secured with roll gauze or stretch net.

2. MEDIHONEY[®] is a registered trademark of Medihoney Pty Ltd. and licensed to Derma Sciences, Inc. MEDIHONEY[®] is not a private label product of McKesson but is available for distribution through McKesson's exclusive brand of Advanced Wound Care products.

Venous Leg Ulcer (cont.)



STEP

ASSESSMENT AND SUGGESTED ACTIONS

Considerations

Compression therapy is the mainstay treatment for chronic venous insufficiency. It is essential to assess arterial flow prior to implementing compression therapy; refer for vascular consult as needed.

Unna boots and multi-layer compression dressings are commonly used to treat venous leg ulcers. Unna boots are designed for use on ambulatory patients or residents.

Skin Tear

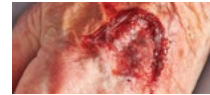


A skin tear is a wound caused by shear, friction and/or blunt force resulting in separation of skin layers. It can be partial-thickness (separation of the epidermis from the dermis) or full-thickness (separation of both the epidermis and dermis from underlying structures). Skin tears are acute wounds, which have a high probability of becoming complex chronic wounds, if not properly managed. They can occur on any part of the body, but are particularly common in populations with fragile skin, such as the elderly, chronic or critically ill patients, neonates and pediatric patients.⁸

The ISTAP (International Skin Tear Advisory Panel) skin tear classification is:

- **Type 1:** No skin loss; linear or flap tear that can be repositioned to cover the wound bed.
- **Type 2:** Partial skin loss; partial flap loss that cannot be repositioned to cover the wound bed.
- **Type 3:** Total flap loss; total flap loss exposing entire wound bed.

Skin Tear (cont.)



STEP

ASSESSMENT AND SUGGESTED ACTIONS

Assess Wound

Location, size, tissue type, drainage amount and character, peri-wound skin. Assess for signs and symptoms of infection to include pain, erythema, edema, heat/warmth, increased and/or purulent drainage, foul odor and delayed healing.

Assess and Address Contributing Factors

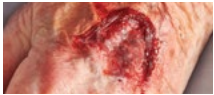
Pressure, sensory perception, moisture, incontinence, mobility, nutrition, friction and shear.

Evaluate trauma, medications, vitamin deficiencies, and thin, fragile, dry skin; implement appropriate preventative interventions.

Cleanse Wound and Prepare and Protect Peri-Wound Skin

Cleanse with saline or wound cleanser and pat dry.

Skin Tear (cont.)



STEP

ASSESSMENT AND SUGGESTED ACTIONS

If skin flap is present and viable, gently approximate/realign if possible (do not remove flap unless necrotic). Select dressing based on wound characteristics.

Apply Primary and Secondary Dressing as Needed

If dry or scant drainage: Select a non-adhesive dressing such as non-adherent contact layer, Xeroform Gauze or hydrogel sheet dressing. Secure with roll gauze or stretch net.

If moderate to heavy amount of drainage: Apply silicone contact layer, cover with non-adhesive foam secured with roll gauze or stretch net. Silicone adhesive foam dressings may also be considered.

Avoid the use of transparent film, hydrocolloids or acrylic adhesive foam dressings.

Considerations

Control bleeding - apply calcium alginate dressing for hemostasis.

Burns

Superficial – First Degree

Damage limited to the epidermis, characterized by erythema, hyperemia, tenderness and pain. A superficial burn is the least severe. It reddens the skin and can be painful but is not life-threatening. Common causes: sunburn, hot liquids.³

Superficial Partial Thickness - Second Degree

Damage extends through the epidermis downward into the papillary or superficial into the dermal layer; characterized by large blisters, edema, pain, and wet weeping, shiny surface can lead to permanent scarring, and may need to be grafted. Common causes: hot liquids, flash injury, flame injury, scalding liquids.³

Deep Partial Thickness

Most skin is destroyed except for a small amount of remaining dermis. The wound looks white or charred, indicating dead tissue. Blood flow is compromised and a layer of dead dermis or eschar adheres to the wound surface. Pain is much less as the nerves are actually destroyed by the heat. The presence of sensation to touch usually indicates the burn is a deep partial injury.³

Burns (cont.)

Full Thickness – Third Degree

Extends through the epidermis and dermis and into the subcutaneous tissue. Subdermal burn damages muscle, bone and interstitial tissue. Characterized by deep-red, black or white appearance; edema, painless nerve ending damage; and exposed subcutaneous fat layer. Common causes: prolonged flame, steam or scalding liquids, chemical or electrical injury.³

Treatment

Initial Treatment: Assess airway, breathing and circulation; stop the burning; fluid resuscitation; transfer to burn unit as needed.³

Wound Stabilization: Cleansing, debridement, splint and position, topical antimicrobials.³

Incisions

Pre-Operation CDC guidelines require patients to shower or bathe with soap (antimicrobial or non-antimicrobial) or an antiseptic agent at least the night before the operative day. Post-Operation CDC guidelines are as follows:³

- Incision closed by primary intention, usually covered with a sterile dressing for 24 to 48 hours
- Incision closed by tertiary intention, the incision is packed with a sterile dressing
- Incision closed by secondary intention, also packed with sterile moist gauze and covered with a sterile dressing
- Use sterile technique for dressing changes during the first 48 hours
- Purpose of dressing to incision – absorb drainage, provide sterile environment, barrier to further trauma (type – non-adherent, absorptive)
- After 48 hours, incisions can be cleansed with mild soap and water
- When there is no drainage or chance of infection on suture line, may leave open to air

Suture Removal

Sutures should be removed before the epithelium has migrated into deeper parts of the dermis. To prevent widening of the scar, the sound edges must be taped. Time frames will vary for removal depending on the rate of healing and the nature of the wound.³

Incisions (cont.)

Pin Care

To prevent infection and avoid crusting, keep pins clean and allow a slow drainage from the tissue onto the pins.³

- Perform pin site care every 8 hours in presence of drainage, and daily with no drainage.
- Clean pins with alcohol, and skin with normal saline. Technique should be performed by wiping away from the skin and avoiding moving contaminants toward the open wound.
- Avoid ointments around pin site, use dry gauze dressings.

Wound Documentation Tips

Wound Documentation Tips

Include summary of the following in wound assessment documentation³:

1. **Wound assessment findings**
Shape, type of wound, partial or full thickness, wound bed tissue types and amount, wound edges, Measurements – Length X Width X Depth, surrounding tissue, drainage type and amount, odor, undermining, tunneling
2. **Patient's mobility status**
3. **Positioning/turning surfaces available**
4. **Positioning limitations**
5. **Nutritional status**
6. **Nutritional supplements**
Vitamins, liquid supplements, appetite stimulants
7. **Contenance**
Management plan, bowel bladder training, skin barriers, catheters, medications
8. **Type of support surface bed/chair**
9. **Positioning devices**
Pillows, splints
10. **Abnormal labs**
11. **Infections**
Fever, increased white count, hypotension, general malaise, redness, swelling, induration, streaking, purulent drainage, edema, warmth, pain at site
12. **Circulatory**
Status pulses, capillary refill, ankle brachial index, edema, measurements of calf and ankle

Wound Documentation Tips

13. **Pain on dressing change**
14. **Medications altering healing**
15. **Deterioration of medical condition**
16. **Current topical treatment plan**
17. **Response to care/treatment plan**
Is the wound better, experiences pain upon dressing change, patient non-compliant, adverse reactions
18. **Modifications to care**
Document changes to plan of care based upon findings
19. **Implementation of orders**
Document when new orders are received and carried out
20. **Referrals**
Dietary, clinical nurse specialists, physical therapy, surgeon, podiatry, wound specialist, nurse, dentist
21. **Compliance with care plan**
22. **Patient/family/staff education**
23. **Physician/nurse practitioner notification**
24. **Family notification as warranted**

McKesson Product Portfolio

Product Selection Guides

Connecting the right product to the right application is critical to achieving goals with advanced skin and wound assessment and treatment. McKesson offers a comprehensive line of products, both McKesson Brands and national brands, to help meet your advanced skin and wound care needs.

Included is a sampling of our full product offerings for advanced wound care prevention and treatment. Please also refer to the Product Resource Guide in your McKesson WoundCare Companion™ program for more product details.

For more information, visit mms.mckesson.com/wound-care or contact the **McKesson Clinical Resource Team at 877.611.0081**.

Our products are available in various units of measure – from single products to cases. Contact your McKesson Account Manager or check out mms.mckesson.com to order today.



Prevention

Advanced Skin Care64

Prevention

ADVANCED SKIN CARE

Thera™

Maintaining skin integrity is the first step in preventing wounds. THERA™ is a specially formulated group of eight products that will help you address skin issues and protect and treat skin irritations.

INFUSED WITH SAFFLEX™ VITAMIN COMPOUND

Each product in the THERA™ Advanced Skin Care line is enriched with an all-in-one proprietary blend of vitamins and nourishing ingredients. It contains:

- Vitamin E acetate
- Vitamin C
- Vitamin B3
- Vitamin B5
- Vitamin B6
- Safflower seed oil
- Hyaluronic acid
- Lavender-ylang fragrance
- Bisabolol (an extract of chamomile)
- Ginger root extract

Thera™



Thera™

PRODUCT DESCRIPTION	MFR#
THERA™	
Thera™ Foaming Body Cleanser, 5 oz.	53-FC5
Thera™ Foaming Body Cleanser, 9 oz.	53-FC9
Thera™ Antimicrobial Body Cleanser, 4 oz.	53-AC4
Thera™ Antimicrobial Body Cleanser, 8 oz.	53-AC8
Thera™ Moisturizing Body Cleanser, 8 oz.	53-MC8
Thera™ Moisturizing Body Cream, 4 oz.	53-CRM4
Thera™ Moisturizing Body Shield, 4 oz.	53-MS4
Thera™ Moisturizing Body Shield, 4g Packet.	53-MS4G
Thera™ Dimethicone Body Shield, 4 oz.	53-DS4
Thera™ Calazinc Body Shield, 4 oz.	53-CZ4
Thera™ Calazinc Body Shield, 4g Packet	53-CZ4G
Thera™ Silicone Skin Guard, 8 oz.	53-SSG4

Clinical information: 877.611.0081 | To order: mms.mckesson.com

Smith & Nephew

Smith & Nephew offers a full line of soothing, high-quality skin care products, designed for routine preventative care as well as for compromised skin.

The SECURA™ skin care system offers products that cleanse, protect, moisturize and treat.



SECURA™ Personal Cleansers

Smith & Nephew offers SECURA™ Personal Cleanser, a no-rinse, one-step skin cleanser which emulsifies Zinc Oxide, stool and blood. It is enriched with skin conditioners to help moisturize the skin. The pH-buffered formula protects the skin's acid mantle, and is CHG compatible and pediatric safety tested.

- Saves valuable nursing time¹²
- Non-toxic¹³
- High-quality ingredients for cleansing and moisturizing the skin¹²

SUGGESTED PRODUCTS

Smith & Nephew

- SECURA™ Personal Cleanser
- SECURA™ Moisturizing Cleanser
- SECURA™ Total Body Foam Cleanser



Clinical information: 877.611.0081 | To order: mms.mckesson.com

Smith & Nephew Cleansers

PRODUCT DESCRIPTION	MFR#
Smith & Nephew	
Antimicrobial Body Wash SECURA™ Personal Liquid 8 oz. spray, 1 gallon	59430400, 59430500
Antimicrobial Body Wash SECURA™ Moisturizing Liquid 4 oz. spray, 8 oz. spray	59430800, 59430900
Antimicrobial Body Wash SECURA™ Total Body Foaming 4.5 oz and 8.5 oz	59430200, 59430300

Smith & Nephew Moisturizers

SECURA™ moisturizing creams and lotions are used to restore moisture to dry skin and help keep skin soft and supple.

SUGGESTED PRODUCTS

Smith & Nephew

SECURA™ Moisturizing Lotion
SECURA™ Moisturizing Cream



Smith & Nephew Moisturizers

PRODUCT DESCRIPTION	MFR#
Smith & Nephew	
SECURA™ Moisturizing Cream, 3 oz.	59431900
SECURA™ Moisturizing Cream, 6.5 oz.	59432000
SECURA™ Moisturizing Lotion, 8 oz.	59433400

Smith & Nephew Protectants

SECURA™ protective creams and ointments prevent incontinence-associated dermatitis and seal out wetness.

SUGGESTED PRODUCTS

Smith & Nephew

- SECURA™ Protective Cream
- SECURA™ Extra Protective Cream
- SECURA™ Protective Ointment



Smith & Nephew Protectants

PRODUCT DESCRIPTION	MFR#
Smith & Nephew	
SECURA™ Protective Cream, 1.75 oz. tube	59431100
SECURA™ Protective Cream, 2.75 oz. tube	59431200
SECURA™ Extra Protective Cream, 3.25 oz. tube	59432400
SECURA™ Extra Protective Cream, 7.75 oz. tube	59432500
SECURA™ Protective Ointment, 2.47 oz. tube	59431500
SECURA™ Protective Ointment, 5.6 oz. tube	59431600
SECURA™ Protective Ointment, 3.5 g. packet	59431600

3M™ Cavilon™

Science and innovation are cornerstones of 3M™, but they only matter if we can use what we know to make patients' lives better. We understand the intersection of adhesives and skin health and work to provide innovative products that will make your job easier and help lead to better patient outcomes.

Protecting your patient's skin is of utmost importance. 3M™ Cavilon™ Skin Care Solutions help to protect your patient's skin from breakdown caused by incontinence, medical adhesive related skin injuries (MARS!), chronic wounds, diabetes, ostomy care or fungal infections.

For further questions or comments please call 3M™ at 1-888-3M-Helps (1-888-364-3577) and/or consult the company website at: 3m.com/cavilon



3M™ Cavilon™ Cleanser

Protecting your patient's skin is of utmost importance. 3M™ Cavilon™ Skin Care Solutions help to protect your patient's skin from breakdown caused by incontinence, medical adhesive related skin injuries (MARSIs), chronic wounds, diabetes, ostomy care or fungal infections.

SUGGESTED PRODUCTS

3M™

3M™ Cavilon™ No-Rinse Skin Cleanser



3M™ Cavilon™ Cleanser

PRODUCT DESCRIPTION

MFR#

3M™

3M™ Cavilon™ No-Rinse Skin Cleanser, 8 oz. Bottle

3380

3M™ Caviol™ Protectants

Protecting your patient's skin is of utmost importance. 3M™ Caviol™ Skin Care Solutions help to protect your patient's skin from breakdown caused by incontinence, medical adhesive related skin injuries (MARSI), chronic wounds, diabetes, ostomy care or fungal infections.

SUGGESTED PRODUCTS

3M™

3M™ Caviol™ Durable Barrier Cream Fragrance Free



3M™ Caviol™ Protectants

PRODUCT DESCRIPTION

MFR#

3M™

3M™ Caviol™ Durable Barrier Cream
Fragrance Free, 2 g. Sachet 3353

3M™ Caviol™ Durable Barrier Cream
Fragrance Free, 1.0 oz. Tube 3354

3M™ Caviol™ Durable Barrier Cream
Fragrance Free, 3.25 oz. Tube 3355

3M™ Cavilon™ Moisturizers

Protecting your patient's skin is of utmost importance. 3M™ Cavilon™ Skin Care Solutions help to protect your patient's skin from breakdown caused by incontinence, medical adhesive related skin injuries (MARSIs), chronic wounds, diabetes, ostomy care or fungal infections.

SUGGESTED PRODUCTS

3M™

3M™ Cavilon™ Moisturizing Lotion
3M™ Cavilon™ Extra Dry Skin Cream



3M™ Cavilon™ Moisturizers

PRODUCT DESCRIPTION

MFR#

3M™

3M™ Cavilon™ Moisturizing Lotion, 16 oz.
Bottle 9205

3M™ Cavilon™ Extra Dry Skin Cream, 4 oz.
Tube 3386

3M™ Cavilon™ Moisturizing Lotion, 2 oz.
Bottle 9215

3M™ Cavilon™ Treatments

Protecting your patient's skin is of utmost importance. 3M™ Cavilon™ Skin Care Solutions help to protect your patient's skin from breakdown caused by incontinence, medical adhesive related skin injuries (MARSIs), chronic wounds, diabetes, ostomy care or fungal infections.

SUGGESTED PRODUCTS

3M™

3M™ Cavilon™ Antifungal Cream



3M™ Cavilon™ Treatments

PRODUCT DESCRIPTION

MFR#

3M™

3M™ Cavilon™ Antifungal Cream,
2 oz. Tube

3389

3M™ Cavilon™ Antifungal Cream,
5 oz. Tube

3390

Clinical information: 877.611.0081

| To order: mms.mckesson.com

Moisture-Wicking Fabric with Antimicrobial Silver

Manages moisture, friction and bacterial or fungal organisms in skin folds⁹

- The soft, knitted 100% polyester fabric wicks and translocates excess moisture, keeping the skin dry
- The polyurethane coating reduces friction in skin folds
- Ionic silver provides effective broad-spectrum antimicrobial action within the fabric for up to five days
- Action the symptoms associated with intertrigo such as erythema, painful rash, denudement, satellite lesions and odor¹⁰

SUGGESTED PRODUCTS

Coloplast

InterDry^{®11}

McKesson

Moisture Wicking Fabric with Antimicrobial Silver



Moisture-Wicking Fabric with Antimicrobial Silver

PRODUCT DESCRIPTION	MFR#
Coloplast	
InterDry [®] Packet, 10" x 36"	7912
InterDry [®] Roll, 10" x 144"	7910
McKesson	
Moisture Wicking Fabric Roll, 10" x 144"	16-1036S
Moisture Wicking Fabric Sheet, 10" x 36"	16-1036S

Clinical information: 877.611.0081 | To order: mms.mckesson.com



Treatment

Antifungals.....	86
Wound Cleansers and Measuring Guides.....	89
No-Sting Liquid Film Skin Protectors	96
Adhesive Removers.....	99
Prophylactic Foam Dressing	102
Negative Pressure Wound Therapy Systems	105
Wound Dressings.....	108
Cover Dressings.....	134
Compression Dressings.....	142
Silicone Tape	147

Treatment

ANTIFUNGALS

Antifungals

Antifungals are agents that may be topically applied to the skin. They are available in powder form and are also formulated with ingredients that provide a moisture barrier. Indicated when a fungal or yeast infection is diagnosed or strongly suspected.

SUGGESTED PRODUCTS

3M™

3M™ Cavilon™ Antifungal Cream

Smith & Nephew

SECURA™ Antifungal Cream

THERA™

THERA™ Antifungal Body Powder

THERA™ Antifungal Body Cream



Antifungals

PRODUCT DESCRIPTION

MFR#

3M™

3M™ Cavilon™ Antifungal Cream, Tube, 2 oz. 3389

3M™ Cavilon™ Antifungal Cream, Tube, 5 oz. 3390

Smith & Nephew

SECURA™ Antifungal Cream, Tube, 3 1/4 oz. 59432900

THERA™

THERA™ Antifungal Body Powder, 3 oz. 53-AFP3

THERA™ Antifungal Body Cream, 3 oz. 53-AFC4

Treatment

WOUND CLEANSERS AND MEASURING GUIDES

Wound Cleansers

Wound cleansers, such as sterile saline or preserved solutions with surfactants or antimicrobials, are used to clean wounds and remove debris and drainage from the wound surface.

SUGGESTED PRODUCTS

3M™

Wound and Skin Cleanser

McKesson

Dermal Wound Cleanser

Saline Wound Flush

Puracyn® Plus

Smith & Nephew

Dermal Wound Cleanser

Winchester Labs

Sajjet® Saline



Wound Cleansers

PRODUCT DESCRIPTION	MFR#
3M™	
Wound and Skin Cleanser, Squeeze Bottle, 4 oz.	91101
McKesson	
Dermal Wound Cleanser, 4 oz.	1718
Dermal Wound Cleanser, 8 oz.	1719
Dermal Wound Cleanser, 16 oz.	1720
Saline Wound Flush, 7.1 oz.	37-6507
Puracyn® Plus, Pump, 4 oz.	186-6505
Puracyn® Plus, Pump, 8.5 oz.	186-6509
Puracyn® Plus, Flip Top, 16.9 oz.	186-6516
Puracyn® Plus, Spray Bottle, 16.9 oz.	186-6517
Puracyn® Plus, Instill Application Bottle, 16.9 oz.	186-6525
Smith & Nephew	
Dermal Wound Cleanser, 8 oz.	59449200
Dermal Wound Cleanser, 16 oz.	449000
Winchester Labs	
Saljet® Sterile Saline Solution Sodium Chloride	64938-009-001

Wound Cleansers (cont.)

Wound cleansers, such as sterile saline or preserved solutions with surfactants or antimicrobials, are used to clean wounds and remove debris and drainage from the wound surface.

SUGGESTED PRODUCTS

McKesson

Puracyn® Plus



Wound Cleansers

Puracyn® Plus Professional Formula Wound Irrigation Solution is a next-generation wound irrigation and management solution designed to improve the most essential part of the wound treatment process: preparation of the wound bed. This advanced pH-balanced solution is used in conjunction with wound irrigation, debridement and dressing procedures, which set the stage for optimum healing conditions. Puracyn® Plus Professional Formula Wound Irrigation Solution provides clinicians with a new alternative to commercial cleansers and solutions that may inhibit wound closure.

PRODUCT DESCRIPTION	MFR#
McKesson	
Puracyn® Plus, Pump Bottle, 4 oz.	186-6505

Wound Measuring Guides

Circular Grid: Disposable clear plastic 5" x 7" sheet, circular bull's-eye grid measures wound diameter in centimeters, facilitates obtaining a wound tracing. Designed for easy, single-use convenience and contains ample space to document name and date.

6" Ruler: Disposable white paper 6" ruler, calibrated in inches and centimeter equivalents. Designed for easy, single-use convenience and contains ample space to document name and date.

SUGGESTED PRODUCTS

McKesson

Wound Measuring Guides, Circular Grid
Wound Measuring Guides, Ruler

Puritan Medical Products

6" Polystyrene Shaft



Wound Measuring Guides

PRODUCT DESCRIPTION	MFR#
McKesson	
Wound Measuring Guides, Circular grid	533-30012100
Wound Measuring Guides, 6" ruler	533-LR/50
Puritan Medical Products	
6" Polystyrene Shaft	25-1506 1PF DM

Treatment

NO-STING LIQUID FILM SKIN PROTECTORS

No-Sting Liquid Film Skin Protectors

Liquid skin protectors are formulations designed to protect vulnerable areas from the effects of 1) mechanical or chemical injury and 2) excessive moisture due to incontinence, perspiration or wound drainage. They form a transparent protective coating on the skin.

SUGGESTED PRODUCTS

3M™

3M™ Cavilon™ Skin Protectant, No Sting

Smith & Nephew

NO-STING SKIN-PREP™, Protective Dressing Spray, Liquid Film Forming Skin Protectant

NO-STING SKIN-PREP™, Protective Dressing Swab, Liquid Film Forming Skin Protectant

NO-STING SKIN-PREP™, Protective Dressing Wipe, Liquid Film Forming Skin Protectant



No-Sting Liquid Film Skin Protectors

PRODUCT DESCRIPTION

MFR#

3M™

3M™ Cavilon™ No Sting Barrier Film, 1.0 mL Wipe 3344

3M™ Cavilon™ No Sting Barrier Film, 28 mL Bottle 3346

3M™ Cavilon™ No Sting Barrier Film, 1.0 mL Wand 3343

3M™ Cavilon™ No Sting Barrier Film, 3 mL Wand 3345

McKesson

No-Sting Barrier Film Wipes

Smith & Nephew

NO-STING SKIN-PREP™, Protective Dressing Spray, Liquid Film Forming Skin Protectant, 1oz. 66800709

NO-STING SKIN-PREP™, Protective Dressing Swab, Liquid Film Forming Skin Protectant, 3.0 mL 59420700

NO-STING SKIN-PREP™, Protective Dressing Wipe, Liquid Film Forming Skin Protectant, 1.0 mL 59420600

Treatment

ADHESIVE REMOVERS

Adhesive Removers

Adhesive removers are solvents formulated to dissolve adhesives and assist in removing dressings, skin protectors, tapes and any product that adheres to the skin. Their composition permits gentle and painless cleansing of all types of adhesive residue. Indicated for removing hydrocolloid dressings, acrylic and rubber-based adhesives. They may also be used to defat and cleanse the skin before applying an adhesive product.

SUGGESTED PRODUCTS

3M™

Lotion Remover

McKesson

Adhesive Remover Wipes

Smith & Nephew

UNI-SOLVE™ Adhesive Remover Wipes



Adhesive Removers

PRODUCT DESCRIPTION	MFR#
3M™	
Lotion Remover, 20/BX	8610
McKesson	
McKesson Adhesive Remover Wipes, 50/BX	176-5729
Smith & Nephew	
UNI-SOLVE™ Adhesive Remover Wipes, 50 per box	402300

Treatment

PROPHYLACTIC FOAM DRESSING

Prophylactic Foam Dressing

Consider applying a polyurethane foam dressing to bony prominences (e.g., heels, sacrum) for the prevention of pressure ulcers in anatomical areas frequently subjected to friction and shear. ALLEVYN™ LIFE is intended for pressure injury prevention on intact skin as part of a pressure ulcer prevention protocol.

SUGGESTED PRODUCTS

Smith & Nephew

ALLEVYN™ LIFE



Prophylactic Foam Dressing

PRODUCT DESCRIPTION	MFR#
Smith & Nephew	
ALLEVYN™ LIFE, 4" x 4"	66801067
ALLEVYN™ LIFE, 5 1/16" x 5 1/16"	66801068
ALLEVYN™ LIFE, 6 1/16" x 6 1/16"	66801069
ALLEVYN™ LIFE, 8 1/4" x 8 1/4"	66801070
ALLEVYN™ LIFE Heel, 9 4/5" x 9 9/10"	66801304
ALLEVYN™ LIFE Sacrum, 6 3/4" x 6 7/8"	66801306
ALLEVYN™ LIFE Sacrum, 8 1/2" x 9"	66801307

Treatment

NEGATIVE PRESSURE WOUND THERAPY SYSTEMS

Negative Pressure Wound Therapy

Negative Pressure Wound Therapy (NPWT) involves the application of controlled levels of sub-atmospheric (negative) pressure to a wound. The benefits of NPWT go well beyond exudate management. NPWT may stimulate formation of granulation tissue, increases blood flow, may promote angiogenesis, reduces edema, improve wound contraction and protects from external contamination.

SUGGESTED PRODUCTS

3M™

SNAP™, NPWT

Smith & Nephew

PICO™, Single Use NPWT



Single Use Negative Pressure Wound Therapy

PRODUCT DESCRIPTION	MFR#
3M™	
SNAP™ Dressing Kit, 10 cm x 10 cm	SKTF10X10
SNAP™ Dressing Kit, 15 cm x 15 cm	SKTF15X15
SNAP™ Dressing Kit, 20 cm x 20 cm	SKTF20X20
SNAP™ Therapy Cartridge, 60cc-75 mmHg	SNPA075US
SNAP™ Therapy Cartridge, 60cc-100 mmHg	SNPA100US
SNAP™ Therapy Cartridge, 150cc-125 mmHg	SNPA125PLUS
SNAP™ Therapy Cartridge 60cc-125 mmHg	SNPA125US
Smith & Nephew	
PICO™ Single Use NPWT, 4" x 8"	66800951
PICO™ Single Use NPWT, 4" x 12"	66800952
PICO™ Single Use NPWT, 4" x 16"	66800953
PICO™ Single Use NPWT, 6" x 6"	66800954
PICO™ Single Use NPWT, 6" x 8"	66800955
PICO™ Single Use NPWT, 6" x 12"	66800956
PICO™ Single Use NPWT, 8" x 8"	66800957
PICO™ Single Use NPWT, 10" x 10"	66800958

Treatment

WOUND DRESSINGS

Clinical information: 877.611.0081 | To order: mms.mckesson.com

Collagens (with or without Antimicrobial Silver)

Collagen wound dressings are gels, pads, particles, pastes, powders, sheets or solutions; derived from bovine, porcine or avian sources. They encourage deposition and organization of newly formed collagen fibers and granulation tissue in the wound bed, which stimulates new tissue development and wound debridement. Collagens are primary dressings for partial/full thickness, tunneling wounds, wounds with minimal to heavy drainage, skin grafts, donor sites, granulating or wounds with minimal necrotic tissue. Benefits include absorbent, non-adherent, may be used in combination with topical agents, easy to apply and remove, moldable, may be used in infected wounds. However, collagens require secondary dressing and cannot be used for third-degree burns or eschar.

SUGGESTED PRODUCTS

3M™

PROMOGRAN™ Matrix Wound Dressing
PROMOGRAN™ PRISMA Matrix

McKesson

Collagen Dressing

Smith & Nephew

BIOSTEP™ Collagen Dressing
BIOSTEP™ AG Collagen Dressing



Collagens (with or without Antimicrobial Silver)

PRODUCT DESCRIPTION	MFR#
3M™	
PROMOGRAN™ Matrix Wound Dressing, 4 17/50 sq. in.	PG004
PROMOGRAN™ Matrix Wound Dressing, 19 1/10 sq. in.	PG019
PROMOGRAN™ PRISMA Matrix, Silver, 4 17/50 sq. in.	MA028
PROMOGRAN™ PRISMA Matrix, Silver, 19 1/10 sq. in.	MA123
PROMOGRAN™ PRISMA Matrix Rope, Silver, 19 1/10 sq. in.	MA032
McKesson	
Collagen Dressings, Sterile, 4" x 4"	16-1852
Collagen Powder Dressing, 1 g.	1800P
Smith & Nephew	
BIOSTEP™ Collagen Dressing, 2" x 2"	66800124
BIOSTEP™ AG Collagen Dressing, 2" x 2"	66800126
BIOSTEP™ Collagen Dressing, 4" x 4"	66800125
BIOSTEP™ AG Collagen Dressing, 4" x 4"	66800122

Clinical information: 877.611.0081 | To order: mms.mckesson.com

Xeroform

Primary dressing that contains 3% Bismuth Tribromophenate to provide bacteriostatic properties and help to reduce risk of infection and deodorize the wound. Helps maintain a moist wound healing environment to assist in autolytic debridement for wounds with light or no drainage.

SUGGESTED PRODUCTS

McKesson

Xeroform Petrolatum Dressings



Xeroform

PRODUCT DESCRIPTION

MFR#

McKesson

Xeroform Petrolatum Dressings, 1" x 8"	2201
Xeroform Petrolatum Dressings, 2" x 2"	2202
Xeroform Petrolatum Dressings, 4" x 4"	2206
Xeroform Petrolatum Dressings, 5" x 9"	2207

Hydrogels

Used as a primary dressing for wounds with light or no drainage to add or maintain moisture at the wound bed and assist in autolytic debridement. To protect peri-wound skin from maceration, apply a moisture barrier ointment or barrier film.

SUGGESTED PRODUCTS

3M™

BlastX™ Antimicrobial Wound Gel

McKesson

Hydrogel Amorphous Wound Dressings

Hydrogel Amorphous Gauze Dressings

Hydrogel Sheet Dressings

Puracyn® Plus Antimicrobial Hydrogel

Molnlycke

NormlGel Ag

Smith & Nephew

INTRASITE™ Gel

SOLOSITE® Wound Gel

SOLOSITE® Conformable Wound Gel Dressing



Hydrogels

PRODUCT DESCRIPTION

MFR#

3M™

BlastX™ Antimicrobial Wound Gel, 1 oz. 93000

BlastX™ Antimicrobial Wound Gel, 1/4 oz. 93002

McKesson

Hydrogel Amorphous Wound Dressings, 1 oz. 1721

Hydrogel Amorphous Wound Dressings, 3 oz. 1722

Hydrogel Impregnated Gauze Dressings, 2" x 2" 61-53022

Hydrogel Impregnated Gauze Dressings, 4" x 4" 61-53044

Hydrogel Sheet Dressings, 2" x 2" 61-82022

Hydrogel Sheet Dressings, 4" x 4" 61-82044

Puracyn® Plus Professional Formula Antimicrobial Hydrogel, 3 oz. 186-6542

Molnlycke

NormlGel Ag, 1 1/2 oz. 350450

Smith & Nephew

INTRASITE™ Gel, 15 g. 66027311

SOLOSITE® Wound Gel, 3 oz. 449600

SOLOSITE® Conformable Wound Gel Dressing, 2" x 2" 59482300

SOLOSITE® Conformable Wound Gel Dressing, 4" x 4" 59482400

Clinical information: 877.611.0081 | To order: mms.mckesson.com

Hydrophilic Wound Dressings

Hydrophilic wound dressing with Zinc, Vitamins A and B6, Calcium and Magnesium. Formulated with a patented zinc-nutrient formulation, and along with its balanced pH technology, provides a moist, mildly acidic environment conducive to wound healing.

SUGGESTED PRODUCTS

McKesson

Hydrophilic Wound Dressings



Hydrophilic Wound Dressings

PRODUCT DESCRIPTION

MFR#

McKesson

Hydrophilic Wound Dressings, 3 oz.

61-SPD03

Clinical information: 877.611.0081 | To order: mms.mckesson.com

Transparent Films

Transparent films are used as a primary or secondary dressing that helps maintain a moist wound surface, to assist in autolytic debridement in wounds with necrotic tissue. Thin and water-resistant, yet moisture vapor permeable, which aids in moisture management. This allows the wound site to be visually monitored.

SUGGESTED PRODUCTS

3M™

Tegaderm™ Transparent Films

McKesson

Transparent Film Dressings, Frame Delivery

Smith & Nephew

OPSITE FLEXIGRID™ Transparent Adhesive Film Dressing

OPSITE™ Transparent Adhesive Film Dressing



Transparent Films

PRODUCT DESCRIPTION	MFR#
3M™	
Tegaderm™ Transparent Film Dressing, 2 3/8" x 2 3/4"	1614
Tegaderm™ Transparent Film Dressing, 4" x 4 3/4"	1616
Tegaderm™ Transparent Film Dressing, 2 3/8" x 2 3/4"	1620
Tegaderm™ Transparent Film Dressing, 4" x 4 3/4"	1621
McKesson	
Transparent Film Dressings, Frame Delivery, 2 3/8" x 2 3/4"	4985
Transparent Film Dressings, Frame Delivery, 4" x 4 3/4"	4986
Transparent Film Dressings, Frame Delivery, 6" x 8"	4987
Smith & Nephew	
OPSITE FLEXIGRID™ Transparent Adhesive Film Dressing, 2 3/8" x 2 3/4"	66024628
OPSITE™ Transparent Adhesive Film Dressing, 4" x 4 3/4"	66024630
OPSITE FLEXIGRID™ Transparent Adhesive Film Dressing, 6" x 8"	66024631

Clinical information: 877.611.0081 | To order: mms.mckesson.com

Hydrocolloids

Used as a primary or secondary dressing for wounds with light to moderate drainage. Helps maintain a moist wound environment to assist in autolytic debridement. When in contact with wound drainage, the dressing forms a fluid/gel environment over the wound bed. Thin hydrocolloid is semi-transparent, allowing visualization of the wound.

SUGGESTED PRODUCTS

3M™

Tegaderm™ Hydrocolloid Dressings

McKesson

Hydrocolloid Dressings

Smith & Nephew

REPLICARE™ Hydrocolloid Dressing



Hydrocolloids

PRODUCT DESCRIPTION

MFR#

3M™

Tegaderm™ Hydrocolloid Dressing, 4" x 4" 90002

Tegaderm™ Hydrocolloid Thin Dressing, 4" x 4" 90022

McKesson

Hydrocolloid Dressings, Thin, 2" x 2", 4" x 4", 6" x 6" 1882, 1883, 1884

Hydrocolloid Dressings, Sacral, 6" x 7" 1885

Hydrocolloid Dressings, Film Backing, 2" x 2", 4" x 4", 6" x 7" 1886, 1887, 1888

Hydrocolloid Dressings, Foam Backing, 4" x 4", 6" x 6" 1889, 1890

Smith & Nephew

REPLICARE™ Thin Hydrocolloid Dressing, 2" x 2 3/4", 3 1/2" x 5 1/2", 6" x 8" 59484000, 59484100, 59484200

REPLICARE™ Ultra Hydrocolloid Dressing, 4" x 4", 7" x 8" 59484600, 59484900

Silicone Adhesive Foams (with or without Antimicrobial Silver)

Highly conformable primary or secondary dressing for wounds with moderate drainage. Perforated, soft silicone gel adhesive provides gentle, but firm, adhesion. Breathable, yet moisture and bacteria-resistant outer film layer seals the wound margins to help prevent drainage while absorbent inner hydrocellular foam pad maintains a moist wound environment to help promote better healing.

SUGGESTED PRODUCTS

3M™

Tegaderm™ Hydrocolloid Dressing

McKesson

Hydrocellular Foam Dressings, Silicone Adhesive

Molnlycke

Mepilex® Dressings

Smith & Nephew

ALLEVYN™ Gentle Border Hydrocellular Foam Dressing

ALLEVYN™ Gentle Border Lite



Silicone Adhesive Foams (with or without Antimicrobial Silver)

PRODUCT DESCRIPTION	MFR#
3M™	
Tegaderm™ Silicone Foam Border Dressing, 6" x 6"	90646
Tegaderm™ Silicone Foam Border, 6" x 6 3/4"	90647
Tegaderm™ Silicone Foam Border, 7 1/4" x 8 3/4"	90648
Tegaderm™ Silicone Foam Border, 4" x 4 1/2"	90631
Tegaderm™ Silicone Foam Border, 6" x 6"	90632
McKesson	
Hydrocellular Foam Dressings, 3" x 3", 4" x 4", 6" x 6"	4842, 4843, 4844
Hydrocellular Foam Dressings, Sacral, 7" x 7"	4845
Molnlycke	
Mepilex®, 4" x 4"	294199
Mepilex® Lite Without Border, 6" x 6"	284390
Mepilex® Border Lite, 3" x 3"	281200
Mepilex® Border Flex, 4" x 4"	595300
Mepilex® Border, 6" x 8"	595600
Mepilex® Border Post-Op, 4" x 8"	496405
Mepilex® XT Without Border, 8" x 8"	211400
Mepilex® Transfer Without Border, 6" x 8"	294899

Clinical information: 877.611.0081 | To order: mms.mckesson.com

Adhesive and Non-Adhesive Foams (with or without Antimicrobial Silver or PHMB)

Used as a primary or secondary dressing for wounds with moderate to heavy drainage. Highly absorbent central hydrocellular foam layer effectively absorbs wound drainage. Helps maintain a moist healing environment at the wound surface.

SUGGESTED PRODUCTS

3M™

Tegaderm™ Foam Dressings

McKesson

Hydrocellular Foam Dressings, Acrylic Adhesive

PHMB Foam Dressings

Molnlycke

Lyofoam® Max

Smith & Nephew

ALLEVYN™ Adhesive Hydrocellular Foam Dressing



Adhesive and Non-Adhesive Foams (with or without Antimicrobial Silver)

PRODUCT DESCRIPTION	MFR#
3M™	
Tegaderm™ Foam Non-Adhesive Dressing, 2" x 2"	90600
Tegaderm™ Foam Non-Adhesive Dressing, 4" x 4"	90601
Tegaderm™ Foam Non-Adhesive Dressing, 4" x 8"	90602
Tegaderm™ Foam Adhesive Dressing, 4" x 4"	90612
Tegaderm™ Foam Adhesive Dressing, 7 1/2" x 8 3/4"	90616
McKesson	
Hydrocellular Foam Dressings, Acrylic Adhesive, 3" x 3", 4" x 4", 6" x 6", 7" x 7"	4670, 4671, 4672, 4673
Hydrocellular Foam Dressings, Non-Adhesive, 4" x 4", 6" x 6"	4737, 4738
Hydrocellular Foam Dressings, without film backing, Non-Adhesive, 4" x 4"	4739
Antimicrobial Foam Dressings with PHMB, Non-adhesive, Without Border, 4" x 4"	16-4940
Antimicrobial Foam Dressings with PHMB, Adhesive, With Border, 4" x 4"	16-4974
Antimicrobial Foam Dressings with PHMB, Adhesive, With Border, 6" x 6"	16-4976
Antimicrobial Foam Dressings with PHMB, Adhesive, With Border, Sacral, 7" x 7"	16-4977

Clinical information: 877.611.0081 | To order: mms.mckesson.com

Adhesive and Non-Adhesive Foams (with or without Antimicrobial Silver)

PRODUCT DESCRIPTION	MFR#
Molnlycke	
Lyof foam® Max, 3" x 3 2/5"	603200
Lyof foam® Max, 4" x 4"	603201
Lyof foam® Max, 4" x 8"	603203
Lyof foam® Max, 6" x 6"	603204
Smith & Nephew	
ALLEVYN™ Adhesive Hydrocellular Dressing, 3" x 3"	66020043
ALLEVYN™ Adhesive Hydrocellular Dressing, 7" x 7"	66020045
ALLEVYN™ Non-Adhesive Hydrocellular Dressing, 4" x 4"	66927637
ALLEVYN™ Non-Adhesive Hydrocellular Dressing, 6" x 6"	66020093

Calcium Alginates and Gelling Fiber Dressings (without Antimicrobial Silver)

Primary dressing that can be cut to fit wounds with moderate to heavy drainage. They absorb wound fluid while maintaining a moist wound environment and turn to a moist gel mass material when saturated.

SUGGESTED PRODUCTS

McKesson


Calcium Alginate Dressings
Gelling Fiber Dressings

Molnlycke

Exufiber®
Melgisorb® Plus

Smith & Nephew

ALGISITE™ M Calcium Alginate Dressing
Durafiber



Calcium Alginates and Gelling Fiber Dressings (without Antimicrobial Silver)

PRODUCT DESCRIPTION	MFR#
McKesson	
Calcium Alginate Dressings, Rope, 3/4" x 12"	3564
Calcium Alginate Dressings, Sheet, 2" x 2", 4" x 4 3/4", 4" x 8"	3561, 3562, 3563
Gelling Fiber Dressing, High Absorbency, 2" x 2"	87200
Gelling Fiber Dressing, High Absorbency, 4" x 4 3/4"	87400
Gelling Fiber Dressing, High Absorbency, 6" x 6"	87600
Gelling Fiber Dressing, Rope, 3/4" x 18"	87180
Molnlycke	
Exufiber®, 2" x 2"	603421
Exufiber®, 4" x 5"	603311
Exufiber®, 6" x 6"	603302
Exufiber®, 0.8" x 17.7"	603302
Melgisorb® Plus, 2" x 2"	252000
Melgisorb® Plus, 4" x 4"	252200
Melgisorb® Plus, 4" x 8"	252500
Melgisorb® Plus, 1.25" x 17.7"	253500

Clinical information: 877.611.0081 | To order: mms.mckesson.com

Calcium Alginates and Gelling Fiber Dressings (without Antimicrobial Silver)

PRODUCT DESCRIPTION	MFR#
Smith & Nephew	
ALGISITE™ M Calcium Alginate Dressing, 3/4" x 12"	59480400
ALGISITE™ M Calcium Alginate Dressing, 2" x 2"	59480100
ALGISITE™ M Calcium Alginate Dressing, 4" x 4"	59480200
ALGISITE™ M Calcium Alginate Dressing, 6" x 8"	59480300
Durafiber, Non-Woven Gelling Fiber Dressing, 2" x 2"	66800559
Durafiber, Non-Woven Gelling Fiber Dressing, 4" x 4"	66800560

Clinical information: 877.611.0081 | To order: mms.mckesson.com

Calcium Alginates and Gelling Fiber Dressings (with Antimicrobial Silver)

Primary dressing that can be cut to fit wounds with moderate to heavy drainage. Assists with infection reduction and decreasing bioburden. Silver ions are released in the presence of wound fluid and protect the dressing from bacterial colonization and provide an effective barrier to bacterial penetration. Requires a secondary dressing.

SUGGESTED PRODUCTS

McKesson

Calcium Alginate Dressings, with Antimicrobial Silver

Molnlycke

Exufiber® Ag+
Melgisorb® Ag

Smith & Nephew

ACTICOAT™ Absorbent Silver-Coated Antimicrobial Calcium
Alginate Dressing
Durafiber Ag



Calcium Alginates and Gelling Fiber Dressings (with Antimicrobial Silver)

PRODUCT DESCRIPTION	MFR#
McKesson	
Calcium Alginate Dressings, Rope, with Antimicrobial Silver, 3/4" x 12"	3560
Calcium Alginate Dressings, Sheet, with Antimicrobial Silver, 2" x 2"	3557
Calcium Alginate Dressings, Sheet, with Antimicrobial Silver, 4" x 4 3/4"	3558
Calcium Alginate Dressings, Sheet, with Antimicrobial Silver, 4" x 8"	3559
Molnlycke	
Melgisorb® Ag, 2" x 2"	255050
Melgisorb® Ag, 4" x 4"	255100
Melgisorb® Ag, 6" x 6"	255150
Exufiber® Ag+, 2" x 2"	603421
Exufiber® Ag+, 4" x 4 8/10"	603422
Exufiber® Ag+, 6" x 6"	603423

Clinical information: 877.611.0081 | To order: mms.mckesson.com

Calcium Alginates and Gelling Fiber Dressings (with Antimicrobial Silver)

PRODUCT DESCRIPTION	MFR#
Smith & Nephew	
ACTICOAT™ Absorbent Silver-Coated Antimicrobial Calcium Alginate Dressing, 3/4" x 12"	20181
ACTICOAT™ Absorbent Silver-Coated Antimicrobial Calcium Alginate Dressing, 4" x 5"	20381
Durafiber Ag, Absorbent, Non-Woven, Silver Containing Antimicrobial Dressing, 2" x 2"	66800570
Durafiber Ag, Absorbent, Non-Woven, Silver Containing Antimicrobial Dressing, 4" x 4"	66801174

MEDIHONEY® Medical Grade Honey

If debridement and the promotion of healthy tissue are your clinical objectives, consider MEDIHONEY®² for your wound. MEDIHONEY®'s high osmotic effect pulls fluid from deeper tissues to the wound surface promoting autolytic debridement. The naturally low pH of MEDIHONEY® helps lower the pH of the wound environment, which can positively impact chronic and stalled wounds. To protect peri-wound skin from maceration, apply a moisture barrier ointment or barrier film.

- MEDIHONEY® gel: Primary dressing for wounds with light to moderate drainage.
- MEDIHONEY® honeycolloids™: Primary dressing for wounds with light to moderate drainage.
- MEDIHONEY® calcium alginates: Primary dressing for wounds with moderate to heavy drainage. Can be cut to fit within the wound.

2. MEDIHONEY® is a registered trademark of Medihoney Pty Ltd. and licensed to Derma Sciences, Inc. MEDIHONEY® is not a private label product of McKesson but is available for distribution through McKesson's exclusive brand of Advanced Wound Care products.



Medical Grade Honey

PRODUCT DESCRIPTION	MFR#
McKesson	
MEDIHONEY® Gel Tube Twist Off, 0.5 oz.	31805
MEDIHONEY® Gel Tube Twist Off, 1.5 oz.	31815
MEDIHONEY® Hydrogel Dressing, 4.3" x 4.3"	31644
MEDIHONEY® Hydrogel Dressing, 2.4" x 2.4"	31622
MEDIHONEY® Honeycolloid™ Dressing, Non-adhesive, 2" x 2"	31222
MEDIHONEY® Honeycolloid™ Dressing, Non-adhesive, 4" x 5"	31245
MEDIHONEY® Calcium Alginate Rope Dressing, 3/4" x 12"	31012
MEDIHONEY® Calcium Alginate Sheet Dressing, 2" x 2"	31022
MEDIHONEY® Calcium Alginate Sheet Dressing, 4" x 5"	31045

Treatment

COVER DRESSINGS

2. MEDIHONEY® is a registered trademark of Medihoney Pty Ltd. and licensed to Derma Sciences, Inc. MEDIHONEY® is not a private label product of McKesson but is available for distribution through McKesson's exclusive brand of Advanced Wound Care products.

Clinical information: 877.611.0081 | To order: mms.mckesson.com

Bordered Gauze

Primary or secondary bordered non-adherent gauze dressing for wounds with light to moderate drainage. One-Step application is an excellent alternative to gauze and tape. Non-Adherent central gauze pad provides for absorption of light to moderate drainage.

SUGGESTED PRODUCTS

McKesson


Island Dressings

Molnlycke

Mepore® Dressings

Smith & Nephew

COVRSITE™ Cover Dressing



Bordered Gauze

PRODUCT DESCRIPTION

MFR#

McKesson

Island Dressings, 4" x 4" 16-89244

Island Dressings, 6" x 6" 16-89266

Island Dressings, 2" x 2" 16-89022

Island Dressings, 4" x 4" 16-89044

Island Dressings, 4" x 6" 16-89046

Island Dressings, 4" x 8" 16-89048

Island Dressings, 4" x 10" 16-89041

Island Dressings, 4" x 14" 16-89042

Island Dressings, 6" x 6" 16-89066

Island Dressings, 6" x 8" 16-89068

Molnlycke

Mepore® Adhesive Dressing, 2 1/2" x 3" 670800

Mepore® Adhesive Dressing, 3 3/5" x 4" 670900

Mepore® Adhesive Dressing, 3 3/5" x 6" 671000

Mepore® Adhesive Dressing, 3 3/5" x 8" 671100

Mepore® Adhesive Dressing, 3 3/5" x 10" 671299

Mepore® Adhesive Dressing, 3 3/5" x 12" 671300

Mepore® Pro Adhesive Dressing, 3 3/5" x 14" 671400

Bordered Gauze

PRODUCT DESCRIPTION	MFR#
Smith & Nephew	
COVRSITE™ Cover Dressing, 4" x 4"	59714100
COVRSITE™ Cover Dressing, 6" x 6"	59714400

Composite Dressings

Primary or secondary bordered, non-adherent, occlusive gauze composite dressing for wounds with light to moderate drainage. Soft, flexible and comfortable for enhanced wearability. Water resistant film layer acts as effective barrier to outside contamination and permits showering. Offers the convenience of an all-in-one dressing by combining an absorbent non-adherent central gauze pad surrounded by a breathable adhesive border, with a polyurethane film barrier.

SUGGESTED PRODUCTS

McKesson

Barrier Island Dressings, Water-Resistant

Molnlycke

Alldress®
Mepore® Pro

Smith & Nephew

COVRSITE™ PLUS Composite Dressing



Composite Dressings

PRODUCT DESCRIPTION	MFR#
McKesson	
Barrier Island Dressings, Water-Resistant, 4" x 4"	16-89144
Barrier Island Dressings, Water-Resistant, 6" x 6"	16-89166
Molnlycke	
Alldress [®] , 4" x 4"	265329
Alldress [®] , 6" x 6"	265349
Alldress [®] , 6" x 8"	265369
Mepore [®] Pro, 2 1/2" x 3"	670890
Mepore [®] Pro, 3 3/5" x 4"	670990
Mepore [®] Pro, 3 3/5" x 6"	671090
Mepore [®] Pro, 3 3/5" x 8"	671190
Mepore [®] Pro, 3 3/5" x 10"	671290
Mepore [®] Pro, 3 3/5" x 12"	671390
Smith & Nephew	
COVRSITE™ PLUS Composite Dressing, 4" x 4"	59715000
COVRSITE™ PLUS Composite Dressing, 6" x 6"	59715100

Specialty Absorptive Dressings

Can be used as a primary or secondary dressing for moderate to heavy drainage. Highly absorbent dressings help to decrease the risk of maceration and keep the harmful wound components away from the wound and peri-wound skin. Contains protective outer layer and non-adherent wound contact layer for easy removal.

SUGGESTED PRODUCTS

McKesson

Super Absorbent Dressing

Molnlycke

Mextra[®]

Smith & Nephew

EXU-DRY™ Dressing



Specialty Absorptive Dressings

PRODUCT DESCRIPTION	MFR#
McKesson	
Super Absorbent Dressings, 4" x 5"	61-89545
Super Absorbent Dressings, 6" x 9"	61-89569
Molnlycke	
Mextra® Superabsorbent, 5" x 5"	610000
Mextra® Superabsorbent, 5" x 7"	610100
Mextra® Superabsorbent, 5" x 9"	610200
Mextra® Superabsorbent, 7" x 9"	610300
Mextra® Superabsorbent, 9" x 11"	610400
Mextra® Superabsorbent, 9" x 13"	610500
Smith & Nephew	
EXU-DRY™ Dressing, 4" x 6"	5999004120
EXU-DRY™ Dressing, 6" x 9"	5999006

Treatment

COMPRESSION DRESSINGS

Unna Boot

Gauze bandage that has been evenly impregnated with a non-hardening paste of zinc oxide to provide venous ulcer compression therapy. Both unna boots and unna boots with calamine feature non-raveling, thread-locked gauze, helping prevent loose threads that can contaminate wounds. Contains no gelatin.

SUGGESTED PRODUCTS

McKesson

Unna Boots with Zinc Oxide and Calamine

Smith & Nephew

VISCOPASTE™ PB7 Zinc Paste Bandage



Unna Boot

PRODUCT DESCRIPTION

MFR#

McKesson

Unna Boot, with Zinc Oxide, 3" 2066

Unna Boot, with Zinc Oxide, 4" 2067

Unna Boot, with Zinc Oxide & Calamine, 3" 2068

Unna Boot, with Zinc Oxide & Calamine, 4" 2069

Smith & Nephew

VISCOPASTE™ PB7 Zinc Paste Bandage, 3" 4956

Multi-Layer Compression Bandage Systems

Multi-Layer Compression Bandage Systems are superior bandaging systems for optimal compression and absorbcency in managing venous ulcer therapy. The multi-layered system simultaneously absorbs and protects, while providing graduated, sustained compression.

SUGGESTED PRODUCTS

3M™

Coban™ Compression Systems

McKesson

Compression Multi-Layer Compression Bandage System

Smith & Nephew

PROFORE™ Multi-Layer Compression Bandaging System



Multi-Layer Compression Bandage Systems

PRODUCT DESCRIPTION

MFR#

3M™

Coban™ 2 Two-Layer Compression System with Stocking, 2 9/10 yd x 4" /4" x 5 1/10 yd 2094N

Coban™ 2 Lite Two-Layer Compression System with Stocking, 4" x 2 9/10 yd /4" x 5 1/10 yd 20096

Coban™ 2 Two-Layer Compression System, 4" x 3 4/5 yd /4" x 6 3/10 yd 2094XL

Coban™ 2 Two-Layer Compression System, 6" x 3 4/5 yd /6" x 4 9/10 yd 2794N

Coban™ 2 Two-Layer Compression System, 2" x 1 3/10 yd /2" x 3 yd 2092

McKesson

Compression Bandage System, 2 Layer 1006

Compression Bandage System, 4 Layer 1008

Smith & Nephew

PROFORE™ Lite Multi-Layer Reduced Compression Bandaging System 66000771

PROFORE™ Multi-Layer Compression Bandaging System, 4 Layer 66020016

Treatment

SILICONE TAPE

Silicone Tape

Silicone Tape is ideal for patients with sensitive, compromised, at-risk skin or when skin integrity and minimizing pain are primary concerns. Silicone Tape removes cleanly, without disrupting fragile skin layers or causing patients undue pain. It is also recommended in situation when repeated taping is necessary. This tape offers reliable and pliable fixation that will remain in place until you decide otherwise.

SUGGESTED PRODUCTS

3M™

Kind Removal Silicone Tape

McKesson

Silicone Tape



Silicone Tape

PRODUCT DESCRIPTION	MFR#
3M™	
3M™ Kind Removal Silicone Tape, 1" x 5.5 yards	2770-1
3M™ Kind Removal Silicone Tape, 2" x 1.5 yards	2770S-2
3M™ Kind Removal Silicone Tape, 2" x 5.5 yards	2770-2
3M™ Kind Removal Silicone Tape, 1" x 1.5 yards	2770S-1
McKesson	
Silicone Adhesive Surgical Tape, Transparent, Non-Sterile, 1" x 5 1/2 yd	16-48410
Silicone Adhesive Surgical Tape, Transparent, Non-Sterile, 2" x 5 1/2 yd	16-48420

General Note About Shelf-Life Dating:

Shelf-life dating solely for package integrity and sterility is not usually required by the FDA for general medical devices. There may be a need for expiration dating when a particular component of a device, such as a battery or diagnostic reagent, has a finite useful life.

When the product has an expiration date, product for National Distribution must have eight (8) months minimum remaining until the expiration date.

For further information on shelf-life dating from featured suppliers, please visit their respective websites listed below.

mms.mckesson.com/mckesson-brand
www.innovacyn.com
www.molnlycke.com
www.smith-nephew.com
www.3m.com

Our products are available in various units of measure – from single products to cases. Contact your McKesson Account Manager or check out mms.mckesson.com to order today.

FOOTNOTES

1. The skin protection claim does not apply to the Foaming Body Cleanser and the Antifungal Body Powder.
2. MEDIHONEY® is a registered trademark of Medihoney Pty Ltd. and licensed to Derma Sciences, Inc. MEDIHONEY® is not a private label product of McKesson but is available for distribution through McKesson's exclusive brand of Advanced Wound Care products.
3. Sardina, Donna RN, MHA, WCC, DWC, Wound & Skin Care Pocket Guide. Wound Care Education Institute®. 2017. Print.
4. Ratliff, Catherine R, and Tomaselli, Nancy. Guideline For Prevention and Management of Pressure Ulcers. Mount Laurel: Wound, Ostomy and Continence Nurses Society, 2010. Print.
5. Raymundo J, and Wells J. Wound debridement. In: Ed. Bryant RA. Acute and chronic wounds: nursing management. 2nd ed. St Louis: Mosby, 2000. Print.
6. Bowler P. "Progression toward healing: wound infection and the role of an advanced silver-containing Hydrofiber™ dressing." *Ostomy Wound Management*. 48.1 (2003): (suppl): S2-S5. Print.
7. National Pressure Ulcer Advisory Panel www.nupap.org NEW European Pressure Ulcer Advisory Panel, National Pressure Injury Advisory Panel and Pan Pacific Pressure Injury Alliance. Prevention and Treatment of Pressure Ulcers/Injuries: Quick Reference Guide. Emily Haesler (Ed.) EPUAP/NPIAP/PPPIA: 2019 http://www.internationalguideline.com/static/pdfs/Quick_Reference_Guide-10Mar2019.pdf
8. LeBlanc K, Baranoski S. International Skin Tear Advisory Panel: A tool kit to aid in the prevention, assessment and treatment of skin tears using a simplified classification system. *Advances in Skin & Wound Care*. 2013;26(10): 459-478.
9. Vorbeck E. Evaluation of a Skin Fold Management Textile with Antimicrobial Silver Complex in a Variety of Case Studies.
10. Freyberg J, et al. Moisture Management Challenges for the WOC Nurse presented at the WOCN Society 39th Annual Conference, June 2007.
11. InterDry® is a skin protectant for the management of skin folds and other skin-to-skin contact areas. It reduces microbial colonization in the fabric. This single use fabric provides moisture translocation to keep skin dry while the antimicrobial in the fabric reduces odor. The safe use of InterDry® fabric during pregnancy, lactation and on children has not been demonstrated. Although many patients benefit from the use of this device, results may vary. See the device labeling for detailed information including the indication, contraindications, warnings, precautions, and potential complications/adverse events. For further questions, call Coloplast Corp. at 1-800-533-0464 and/or consult the company website at www.coloplast.us
12. 21 CFR Part 333 – First Aid Antiseptic (Tentative Final Monograph).
13. Acute Oral Toxicity Study (FHSA) in the Rat, Report # 91T-06866-00, NAMSA.

MCKESSON WOUNDCARE COMPANION™ POCKET GUIDE

Be advised that information contained herein is intended to serve as a useful reference for informational purposes only and is not complete clinical information. This information is intended for use only by competent healthcare professionals exercising judgment in providing care. McKesson Medical-Surgical cannot be held responsible for the continued currency of or for any errors or omissions in the information. If any condition noted in these informational guidelines persists or worsens, reassess condition and determine whether further or different treatment is required.

The product information contained in this document, including the product images and additional product materials, was collected from various supplier sources. All product claims and specifications are those of the product suppliers, not McKesson Medical-Surgical or its affiliates ("McKesson"), and have not been independently verified by McKesson. McKesson is not responsible for errors or omissions in the product information.



Wound Care Education Institute (WCEI) has audited material content.

The properties of a product may change or be inaccurate following the posting or printing of the product information in the document, either in print or online version. Caution should be exercised when using or purchasing any products from McKesson's online or print documents by closely examining the product packaging and the labeling prior to use. Due to product changes, information listed in this document is subject to change without notice. This information is placed solely for your convenience in ordering and McKesson disclaims all responsibility for its completeness and accuracy, whether or not the inaccuracy or incompleteness is due to fault or error by McKesson.

McKesson Medical-Surgical is providing HCPCS codes based upon information provided by the product manufacturers. McKesson Medical-Surgical does not make representations about the accuracy of this information. The HCPCS codes do not indicate coverage or payment under any federal or state healthcare program. The entity that submits claims to any federal or state healthcare program has the responsibility to verify the accuracy of HCPCS codes it submits for payment purposes.

PRODUCT FORMULARY

Product Formulary

MANUFACTURER	MFG CATALOG NUMBER	E1 ITEM NUMBER	EC ITEM NUMBER	DESCRIPTION	SIZE	UOM
McKesson	53-FC5	1049758	53251801	THERA™ Foaming Body Cleanser	5 oz.	1/BT, 12/CS
McKesson	53-FC9	1049759	53291801	THERA™ Foaming Body Cleanser	9 oz.	1/BT, 12/CS
McKesson	53-AC4	1049770	53421801	THERA™ Antimicrobial Body Cleanser	4 oz.	24BT/CS
McKesson	53-AC8	1049757	3221801	THERA™ Antimicrobial Body Cleanser	8 oz.	1/BT, 12/CS
McKesson	53-MC8	1049760	53681801	THERA™ Moisturizing Body Cleanser	8 oz.	1/BT, 12/CS
McKesson	53-CRM4	1049762	53641401	THERA™ Moisturizing Body Cream	4 oz.	1/BT, 12/CS
McKesson	53-SSG4	1049774	53771401	THERA™ Silicone Skin Guard	8 oz.	1/BT, 12/CS
McKesson	53-MS4	1049769	53791401	THERA™ Moisturizing Body Shield	4 oz.	1/BT, 12/CS
McKesson	53-MS4G	1049768	53661400	THERA™ Moisturizing Body Shield	4 g. Packet	144PKT/BX, 6BX/CS
McKesson	53-DS4	1049767	53741401	THERA™ Dimethicone Body Shield	4 oz.	1/BT, 12/CS
McKesson	53-CZ4	1049766	53241401	THERA™ Calazinc Body Shield	4 oz.	1/BT, 12/CS
McKesson	53-CZ4G	1049765	53441400	THERA™ Calazinc Body Shield	4 g. Packet	144PKT/BX, 6BX/CS
Smith & Nephew	59430400	208589	30401800	Antimicrobial Body Wash SECURA™ Personal Liquid	8 oz.	1/ EA, 24/CS
Smith & Nephew	59430500	235063	43051800	Antimicrobial Body Wash SECURA™ Personal Liquid	1 gallon	1/EA, 4/CS
Smith & Nephew	59430800	190688	43081800	Antimicrobial Body Wash SECURA™ Moisturizing Liquid Spray	4 oz.	1/EA, 24/CS
Smith & Nephew	59430900	195720	43091800	Antimicrobial Body Wash SECURA™ Moisturizing Liquid Spray	8 oz.	1/EA, 24/CS
Smith & Nephew	59430200	275521	43021800	Antimicrobial Body Wash SECURA™ Total Body Foaming	4.5 oz.	1/EA, 12/CS

Product Formulary

MANUFACTURER	MFG CATALOG NUMBER	E1 ITEM NUMBER	EC ITEM NUMBER	DESCRIPTION	SIZE	UOM
Smith & Nephew	59430300	703360	43031800	Antimicrobial Body Wash SECURA™ Total Body Foaming	8.5 oz.	1/EA, 12/CS
Smith & Nephew	59431900	235839	43191400	SECURA™ Moisturizing Cream	3 oz.	1/EA, 24/CS
Smith & Nephew	59432000	235840	43201400	SECURA™ Moisturizing Cream	6.5 oz.	1/EA, 12/CS
Smith & Nephew	59433400	471845	43341500	SECURA™ Moisturizing Cream	8 oz.	1/EA, 24/CS
Smith & Nephew	59431100	215980	43111400	SECURA™ Protective Cream, Tube	1.75 oz.	1/EA, 24/CS
Smith & Nephew	59431200	215981	43121400	SECURA™ Protective Cream, Tube	2.75 oz.	1/EA, 24/CS
Smith & Nephew	59432400	217311	43241400	SECURA™ Protective Cream, Tube	3.25 oz.	1/EA, 24/CS
Smith & Nephew	59432500	217312	43251400	SECURA™ Protective Cream, Tube	7.75 oz.	1/EA, 12/CS
Smith & Nephew	59431500	211502	43151400	SECURA™ Protective Ointment, Tube	2.47 oz.	1/EA, 24/CS
Smith & Nephew	59431600	239842	43161400	SECURA™ Protective Ointment, Tube	5.6 oz.	1/EA, 12/CS
3M™	3380	324084	33802100	Cavilon™ No-Rinse Skin Cleanser	8 oz.	1/EA, 12/CS
3M™	3383	324087	-	Cavilon™ 3-in-1 Incontinence Care Lotion	8 oz.	12/CS
3M™	3353	798691	33531401	Cavilon™ Durable Barrier Cream Fragrance Free	2 g.	20/BX, 12BX/CS
3M™	3354	842937	33541408	Cavilon™ Durable Barrier Cream Fragrance Free	1 oz.	1/EA, 48/CS
3M™	3355	806588	33551412	Cavilon™ Durable Barrier Cream Fragrance Free	3.25 oz.	1/EA, 12/CS
3M™	9205	415724	92051500	Cavilon™ Moisturizing Lotion	16 oz.	1/EA, 12/CS
3M™	3386	324090	33861400	Cavilon™ Extra Dry Skin Cream	4 oz.	1/EA, 12/CS
3M™	9215	455080	92001500	Cavilon™ Moisturizing Lotion	2 oz.	1/EA, 48/CS
3M™	3389	776990	33891400	Cavilon™ Antifungal Cream, Tube	2 oz.	1/EA, 24/CS

Product Formulary

MANUFACTURER	MFG CATALOG NUMBER	E1 ITEM NUMBER	EC ITEM NUMBER	DESCRIPTION	SIZE	UOM
3M™	3390	767011	33902712	Cavilon™ Antifungal Cream, Tube	5 oz.	1/EA, 12/CS
Moisture Wicking Fabrics						
Coloplast	7912	817353	21972101	InterDry® Packet	10" x 36"	10/BX
Coloplast	7910	1129029	79102101	InterDry® Roll	10" x 144"	10/CS
McKesson	16-036S	1152161	16362101	Moisture Wicking Fabric Sheet	10" x 36"	1/PK, 10/BX, 60/CS
Antifungals						
3M™	3389	776990	33891400	Cavilon™ Antifungal Cream, Tube	2 oz.	24/CS
3M™	3390	767011	33902712	Cavilon™ Antifungal Cream, Tube	5 oz.	1/EA, 12/CS
McKesson	53-AFP3	1049764	53731601	THERA™ Antifungal Body Powder	3 oz.	1/BT, 12BT/CS
McKesson	53-AFC4	1049773	53341401	THERA™ Antifungal Body Cream	3 oz.	1/BT, 12BT/CS
Smith & Nephew	59432900	317440	43291400	Antifungal SECURA™ Cream, Tube	3 1/4 oz.	1/EA, 12/CS
Wound Cleaners						
3M™	91101	581996	91112101	Wound and Skin Cleanser, Squeeze Bottle	4 oz.	1/EA, 12/CS
McKesson	1718	976352	17182100	Dermal Wound Cleanser	4 oz.	1/EA, 12/CS
McKesson	1719	949420	17192100	Dermal Wound Cleanser	8 oz.	1/EA, 6/CS
McKesson	1720	949421	17202100	Dermal Wound Cleanser	16 oz.	1/EA, 6/CS
McKesson	37-6507	636352	65072100	Saline Wound Flush	7.1 oz.	1/EA, 12/CS
McKesson	186-6505	1113210	86052101	Puracyn® Plus, Pump	4 oz.	1/EA, 6/CS
McKesson	186-6509	1113211	86092101	Puracyn® Plus, Pump	8.5 oz.	1/EA, 6/CS
McKesson	186-6516	1113212	86162101	Puracyn® Plus, Flip Top	16.9 oz.	1/EA, 6/CS

Product Formulary

MANUFACTURER	MFG CATALOG NUMBER	E1 ITEM NUMBER	EC ITEM NUMBER	DESCRIPTION	SIZE	UOM
McKesson	186-6517	1113213	86572101	Puracyn® Plus, Spray Bottle	16.9 oz.	1/EA, 6/CS
McKesson	186-6525	1113214	86252101	Puracyn® Plus, Instill Application Bottle	16.9 oz.	1/EA, 6/CS
McKesson	186-6542	1113215	86422101	Puracyn® Plus, Antimicrobial Hydrogel	3 oz.	1/EA, 6/CS
McKesson	186-6505	1113210	86052101	Puracyn® Plus, Pump Bottle	4 oz.	1/EA, 6/CS
Smith & Nephew	59449200	684173	59442100	Dermal Wound Cleanser	8 oz.	1/EA, 12/CS
Smith & Nephew	449000	326722	44902100	Dermal Wound Cleanser	16 oz.	1/EA, 12/CS
Winchester Labs	64938-009-001	583034	82123900	Saljet® Sterile Saline Solution Sodium Chloride	30 mL	1/EA, 40/BX
Wound Measuring Guides						
McKesson	533-30012100	580718	10032100	Wound Measuring Guides, Circular Grid		100/BX, 60BX/CS
McKesson	533-LR/50	871649	16492101	Wound Measuring Guides, Ruler	6"	50/PD, 12PD/BG, 24BG/CS
Puritan Medical Products	25-1506 1PF DM	682382	5072100	Polystyrene Shaft	6"	50/BX, 4BX/CS
No-Sting Liquid Film Skin Protectors						
3M™	3344	1050201	33442100	Cavilon™ No Sting Barrier Film, Wipe	1.0 mL	1/EA, 30/BX, 4BX/CS
3M™	3346	281799	33461400	Cavilon™ No Sting Barrier Film, Bottle	28 mL	1/EA, 12/CS
3M™	3343	292018	33432101	Cavilon™ No Sting Barrier Film, Wand	1.0 mL	1/BX, 25/BX, 4BX/CS
3M™	3345	292019	33452100	Cavilon™ No Sting Barrier Film, Wand	3 mL	1/EA, 25/BX, 4BX/CS

Product Formulary

MANUFACTURER	MFG CATALOG NUMBER	E1 ITEM NUMBER	EC ITEM NUMBER	DESCRIPTION	SIZE	UOM
McKesson	176-5728	1088820	57282110	No-Sting Skin Barrier Film		25/BX
Smith & Nephew	66800709	736850	26872101	NO-STING SKIN-PREP™, Protective Dressing Spray, Liquid Film Forming Skin Protectant	1 oz.	1/EA, 12/CS
Smith & Nephew	59420700	776899	59422100	NO-STING SKIN-PREP™, Protective Dressing Swab, Liquid Film Forming Skin Protectant	3.0 mL	1/EA, 50/BX, 12BX/CS
Smith & Nephew	59420600	364637	59464950	NO-STING SKIN-PREP™, Protective Dressing Wipe, Liquid Film Forming Skin Protectant	1.0 mL	1/EA, 50/BX, 20BX/CS
Adhesive Removers						
3M™	8610	229914	86101700	Lotion Remover		20/BX
McKesson	176-5729	1088821	57292150	Adhesive Remover Wipes		50/BX, 50BX/CS
Smith & Nephew	402300	96852	40234900	UNI-SOLVE™ Adhesive Remover Wipes		50/BX, 20BX/CS
Foam Dressings						
Smith & Nephew	66801067	834478	81672100	ALLEVYN™ LIFE	4" x 4"	10/BX, 5BX/CS
Smith & Nephew	66801068	834485	81682100	ALLEVYN™ LIFE	5 1/16" x 5 1/16"	10/BX, 5BX/CS
Smith & Nephew	66801069	834487	81872100	ALLEVYN™ LIFE	6 1/16" x 6 1/16"	1/EA, 10/BX, 6BX/CS
Smith & Nephew	66801070	834488	81702100	ALLEVYN™ LIFE	8 1/4" x 8 1/4"	10/BX, 4BX/CS
Smith & Nephew	66801304	863007	68342100	ALLEVYN™ LIFE, Heel	9 4/5" x 9 9/10"	5/BX, 6BX/CS

Product Formulary

MANUFACTURER	MFG CATALOG NUMBER	E1 ITEM NUMBER	EC ITEM NUMBER	DESCRIPTION	SIZE	UOM
Smith & Nephew	66801306	839950	66382100	ALLEVYN™ LIFE, Sacrum	6 3/4" x 6 7/8"	1/EA, 10/BX, 6BX/CS
Smith & Nephew	66801307	839952	63072101	ALLEVYN™ LIFE, Sacrum	8 1/2" x 9"	1/EA, 10/BX, 4BX/CS
Negative Pressure Wound Therapy Systems						
3M™	SKTF10X10	1169690	21102101	SNAP™ Dressing Kit	10 cm x 10 cm	1/EA, 10/CS
3M™	SKTF15X15	1169692	59672100	SNAP™ Dressing Kit	15 cm x 15 cm	1/EA, 10/CS
3M™	SKTF20X20	1169693	59792101	SNAP™ Dressing Kit	20 cm x 20 cm	1/EA, 10/CS
3M™	SNPA075US	1169694	59812101	SNAP™ Therapy Cartridge	60 cc-75 mmHg	1/EA, 10/CS
3M™	SNPA100US	1169695	59702100	SNAP™ Therapy Cartridge	60 cc-100 mmHg	1/EA, 10/CS
3M™	SNPA125PLUS	1169696	59782100	SNAP™ Therapy Cartridge	150 cc-125 mmHg	1/EA, 10/CS
3M™	SNPA125US	1169697	59792100	SNAP™ Therapy Cartridge	60 cc-125 mmHg	1/EA, 10/CS
Smith & Nephew	66800951	829787	69512100	PICO™ Single Use NPWT	4" x 8"	1/EA, 3/CS
Smith & Nephew	66800952	829788	69522101	PICO™ Single Use NPWT	4" x 12"	1/EA, 3/CS
Smith & Nephew	66800953	820815	51822100	PICO™ Single Use NPWT	4" x 16"	1/EA, 3/CS
Smith & Nephew	66800954	824935	69542100	PICO™ Single Use NPWT	6" x 6"	1/EA, 3/CS
Smith & Nephew	66800955	834564	69552101	PICO™ Single Use NPWT	6" x 8"	1/EA, 3/CS
Smith & Nephew	66800956	929299	-	PICO™ Single Use NPWT	6" x 12"	1/EA, 3/CS

Product Formulary

MANUFACTURER	MFG CATALOG NUMBER	E1 ITEM NUMBER	EC ITEM NUMBER	DESCRIPTION	SIZE	UOM
Smith & Nephew	66800957	820818	89572100	PICO™ Single Use NPWT	8" x 8"	1/EA, 3/CS
Smith & Nephew	66800958	929242	-	PICO™ Single Use NPWT	10" x 10"	
Wound Dressings						
3M™	PG004	449317	43042100	PROMOGRAN™ Matrix Wound Dressing	4 17/50 sq. in.	1/EA, 10/BX, 4BX/CS
3M™	PG019	449318	43192100	PROMOGRAN™ Matrix Wound Dressing	19 1/10 sq. in.	1/EA, 10/BX, 4BX/CS
3M™	MA028	517796	10282101	PROMOGRAN™ PRISMA Matrix, Silver	4 17/50 sq. in.	1/EA, 10/BX, 4BX/CS
3M™	MA123	517797	12132101	PROMOGRAN™ PRISMA Matrix, Silver	19 1/10 sq. in.	1/EA, 10/BX, 4BX/CS
3M™	MA032	1118740	87402100	PROMOGRAN™ PRISMA Matrix Rope, Silver	19 1/10 sq. in.	1/EA, 24/BX
McKesson	16-1852	1077005	18522101	Collagen Dressings, Sterile	4" x 4"	1/EA, 10/BX, 10BX/CS
McKesson	1800P	1171894	18942100	Collagen Powder Dressing	1g	1/EA, 10/BX, 10BX/CS
Smith & Nephew	66800124	1117771	77712100	BIOSTEP™ Collagen Dressing	2" x 2"	10/BX, 10BX/CS
Smith & Nephew	66800126	1128175	81752101	BIOSTEP™ AG Collagen Dressing	2" x 2"	1/EA, 10EA/BX, 10BX/CS
Smith & Nephew	66800125	1117779	77792100	BIOSTEP™ Collagen Dressing	4" x 4"	10/BX, 10BX/CS

Product Formulary

MANUFACTURER	MFG CATALOG NUMBER	E1 ITEM NUMBER	EC ITEM NUMBER	DESCRIPTION	SIZE	UOM
Smith & Nephew	66800122	1117770	77702101	BIOSTEP™ AG Collagen Dressing	4" x 4"	1/EA, 10EA/ BX, 10BX/ CS
Xeroform						
McKesson	2201	864638	28962101	Xeroform Petrolatum Dressings	1" x 8"	1/EA, 50/BX, 4BX/CS
McKesson	2202	865270	98282100	Xeroform Petrolatum Dressings	2" x 2"	1/EA, 25/BX, 6BX/CS
McKesson	2206	865271	88792101	Xeroform Petrolatum Dressings	4" x 4"	1/EA, 25/BX, 6BX/CS
McKesson	2207	864640	47962100	Xeroform Petrolatum Dressings	5" x 9"	1/EA, 50/BX, 4BX/CS
Hydrogels						
3M™	93000	1125664	56642100	BlastX™ Antimicrobial Wound Gel	1 oz.	
3M™	93002	1125665	25652100	BlastX™ Antimicrobial Wound Gel	1/4 oz.	1/EA, 12/BX
McKesson	1721	949422	17212100	Hydrogel Amorphous Wound Dressings	1 oz.	1/EA, 30/CS
McKesson	1722	949423	17222100	Hydrogel Amorphous Wound Dressings	3 oz.	1/EA, 12/CS
McKesson	61-53022	488935	53022101	Hydrogel Impregnated Gauze Dressings	2" x 2"	1/EA, 10/BX, 4BX/CS
McKesson	61-53044	488936	53042101	Hydrogel Impregnated Gauze Dressings	4" x 4"	1/EA, 10/BX, 4BX/CS
McKesson	61-82022	494192	82022100	Hydrogel Sheet Dressings	2" x 2"	1/EA, 10/BX, 4BX/CS
McKesson	61-82044	494194	84022101	Hydrogel Sheet Dressings	4" x 4"	1/EA, 10/BX, 4BX/CS

Product Formulary

MANUFACTURER	MFG CATALOG NUMBER	E1 ITEM NUMBER	EC ITEM NUMBER	DESCRIPTION	SIZE	UOM
McKesson	186-6542	1113215	86422101	Puracyn® Plus Professional Formula, Antimicrobial Hydrogel	3 oz.	1/EA, 6/CS
Molnlycke	350450	350450	35042101	Normigel Ag	1 1/2 oz.	1/EA, 10/BX
Smith & Nephew	66027311	272311	73852100	INTRASITE™ Gel	15 g.	1/EA, 10/BX
Smith & Nephew	449600	224395	44962100	SOLOSITE™ Wound Gel	3 oz.	1/EA, 12/CS
Smith & Nephew	59482300	373430	48032101	SOLOSITE™ Conformable Wound Gel Dressing	2" x 2"	1/EA, 10/BX, 6BX/CS
Smith & Nephew	59482400	373431	48182100	SOLOSITE™ Conformable Wound Gel Dressing	4" x 4"	1/EA, 10/BX, 6BX/CS
Hydrophilic Wound Dressings						
McKesson	61-SPD03	488915	31002100	Hydrophilic Wound Dressings	3 oz.	1/EA, 12/CS
Transparent Films						
3M™	1614	468778	16142110	Tegaderm™ Transparent Film Dressing	2 3/8" x 2 3/4"	100/BX
3M™	1616	468779	16612100	Tegaderm™ Transparent Film Dressing	4" x 4 3/4"	50/BX, 4 BX/CS
3M™	1620	151492	16202100	Tegaderm™ Transparent Film Dressing	2 3/8" x 2 3/4"	100/BX, 6 BX/CS
3M™	1621	165663	16212101	Tegaderm™ Transparent Film Dressing	4" x 4 3/4"	1/EA, 50/BX, 4BX/CS
McKesson	4985	886408	49852101	Transparent Film Dressings, Frame Delivery	2 3/8" x 2 3/4"	1/EA, 100/BX, 4 BX/CS
McKesson	4986	886409	49682101	Transparent Film Dressings, Frame Delivery	4" x 4 3/4"	1/EA, 100/BX, 4 BX/CS

Product Formulary

MANUFACTURER	MFG CATALOG NUMBER	E1 ITEM NUMBER	EC ITEM NUMBER	DESCRIPTION	SIZE	UOM
McKesson	4987	886410	49782101	Transparent Film Dressings, Frame Delivery	6" x 8"	1/EA, 10/BX, 8 BX/CS
Smith & Nephew	66024628	387039	46282100	OPSITE FLEXIGRID™ Transparent Adhesive Film Dressing	2 3/8" x 2 3/4"	1/EA, 100/BX
Smith & Nephew	66024630	379570	46302101	OPSITE™ Transparent Adhesive Film Dressing	4" x 4 3/4"	1/EA, 50/BX
Smith & Nephew	66024631	235971	46312101	OPSITE FLEXIGRID™ Transparent Adhesive Film Dressing	6" x 8"	1/EA, 10/BX, 10BX/CS
Hydrocolloids						
3M™	90002	173857	90022100	Tegaderm™ Hydrocolloid Dressing	4" x 4"	1/EA, 5/BX, 100/CS
3M™	90022	223931	2202101	Tegaderm™ Hydrocolloid Thin Dressing	4" x 4"	1/EA, 5/BX, 100/CS
McKesson	1882	882980	81282101	Hydrocolloid Dressings, Thin	2" x 2"	1/EA, 20/BX
McKesson	1883	882982	81382100	Hydrocolloid Dressings, Thin	4" x 4"	1/EA, 10/BX
McKesson	1884	882983	81482101	Hydrocolloid Dressings, Thin	6" x 6"	1/EA, 10/BX
McKesson	1885	882986	81582100	Hydrocolloid Dressings, Sacral	6" x 7"	1/EA, 5/BX, 200/CS
McKesson	1886	882991	18862101	Hydrocolloid Dressings, Film Backing	2" x 2"	1/EA, 20/BX
McKesson	1887	882992	18872101	Hydrocolloid Dressings, Film Backing	4" x 4"	1/EA, 5/BX, 200/CS
McKesson	1888	882993	18882101	Hydrocolloid Dressings, Film Backing	6" x 7"	1/EA, 5/BX, 80/CS
McKesson	1889	882995	18892100	Hydrocolloid Dressings, Foam Backing	4" x 4"	1/EA, 10/BX, 100/CS

Product Formulary

MANUFACTURER	MFG CATALOG NUMBER	E1 ITEM NUMBER	EC ITEM NUMBER	DESCRIPTION	SIZE	UOM
McKesson	1890	883000	18902100	Hydrocolloid Dressings, Foam Backing	6" x 6"	1/EA, 10/BX
Smith & Nephew	59484000	287663	48402100	REPLICARE™ Thin Hydrocolloid Dressing,	2" x 2 3/4"	1/EA, 10/BX, 150/CS
Smith & Nephew	59484100	278014	48412100	REPLICARE™ Thin Hydrocolloid Dressing,	3 1/2" x 5 1/2"	1/EA, 10/BX, 120/CS
Smith & Nephew	59484200	292251	22512101	REPLICARE™ Thin Hydrocolloid Dressing,	6" x 8"	1/EA, 5/BX
Smith & Nephew	59484600	453659	48462100	REPLICARE™ Ultra Hydrocolloid Dressing	4" x 4"	1/EA, 5/BX, 8BX/CS
Smith & Nephew	59484900	448051	48492100	REPLICARE™ Ultra Hydrocolloid Dressing	7" x 8"	1/EA, 5/BX
Silicone Adhesive Foams						
3M™	90646	1078887	96462100	Tegaderm™ Silicone Foam Border Dressing	6" x 6"	5/BX
3M™	90647	1078888	96472100	Tegaderm™ Silicone Foam Border Dressing	6" x 6 3/4"	1/EA, 10/BX, 4BX/CS
3M™	90648	1078889	96482100	Tegaderm™ Silicone Foam Border Dressing	7 1/4" x 8 3/4"	1/EA, 5/BX, 4BX/CS
3M™	90631	1078884	96312100	Tegaderm™ Silicone Foam, Without Border	4" x 4 1/2"	1/EA, 10/BX, 4BX/CS
3M™	90632	1078885	63292101	Tegaderm™ Silicone Foam, Without Border	6" x 6"	1/EA, 10/BX, 4BX/CS
McKesson	4842	886431	48422101	Hydrocellular Foam Dressings	3" x 3"	1/EA, 10/BX, 20BX/CS
McKesson	4843	886432	48432100	Hydrocellular Foam Dressings	4" x 4"	1/EA, 10/BX, 20BX/CS
McKesson	4844	886433	48442100	Hydrocellular Foam Dressings	6" x 6"	1/EA, 10/BX, 20BX/CS

Product Formulary

MANUFACTURER	MFG CATALOG NUMBER	E1 ITEM NUMBER	EC ITEM NUMBER	DESCRIPTION	SIZE	UOM
McKesson	4845	886434	48542101	Hydrocellular Foam Dressings, Sacral	7" x 7"	1/EA, 10/BX, 20BX/CS
Molnlycke	294199	712209	29142101	Mepilex®	4" x 4"	1/EA, 5/BX, 14BX/CS
Molnlycke	284390	580917	43902101	Mepilex® Lite, Without Border	6" x 6"	1/EA, 5BX, 10BX/CS
Molnlycke	281200	535001	28122100	Mepilex® Border Lite	3" x 3"	1/EA, 5/BX, 14BX/CS
Molnlycke	595300	1114380	43802100	Mepilex® Border Flex	4" x 4"	1/EA, 5BX, 10BX/CS
Molnlycke	595600	1114382	43822100	Mepilex® Border	6" x 8"	1/EA, 5BX, 10BX/CS
Molnlycke	496405	1058162	44152100	Mepilex® Border Post-Op	4" x 8"	1/EA, 5/BX
Molnlycke	211400	1034707	21142101	Mepilex® XT, Without Border	8" x 8"	1/EA, 5/BX, 4BX/CS
Molnlycke	294899	710909	29882101	Mepilex® Transfer, Without Border	6" x 8"	1/EA, 5/BX, 4BX/CS
Calcium Alginates and Hydrofibers						
McKesson	3564	883271	35462101	Calcium Alginate Dressings, Rope,	3/4" x 12"	1/EA
McKesson	3561	883263	35612101	Calcium Alginate Dressings, Sheet	2" x 2"	1/EA, 10/BX, 10BX/CS
McKesson	3562	883265	35262100	Calcium Alginate Dressings, Sheet	4" x 4 3/4"	1/EA, 10/BX, 10BX/CS
McKesson	3563	883266	35632101	Calcium Alginate Dressings, Sheet	4" x 8"	1/EA, 5BX, 10BX/CS

Product Formulary

MANUFACTURER	MFG CATALOG NUMBER	E1 ITEM NUMBER	EC ITEM NUMBER	DESCRIPTION	SIZE	UOM
McKesson	87200	1138625	87202101	Gelling Fiber Dressing, High Absorbency	2" x 2"	1/EA, 10/BX, 10BX/CS
McKesson	87400	1138627	87042110	Gelling Fiber Dressing, High Absorbency	4" x 4 3/4"	1/EA, 10/BX, 10BX/CS
McKesson	87600	1138628	87062101	Gelling Fiber Dressing, High Absorbency	6" x 6"	1/EA, 5BX, 10BX/CS
McKesson	87180	1138626	87182101	Gelling Fiber Dressing, Rope	3/4" x 18"	1/EA, 5BX, 10BX/CS
McKesson	3560	981697	35602101	Calcium Alginate Dressings, Rope, with Antimicrobial Silver	3/4" x 12"	1/EA, 5BX, 10BX/CS
McKesson	3557	941270	35572101	Calcium Alginate Dressings, Sheet, with Antimicrobial Silver	2" x 2"	1/EA, 10/BX, 10BX/CS
McKesson	3558	883255	35582101	Calcium Alginate Dressings, Sheet, with Antimicrobial Silver	4" x 4 3/4"	1/EA, 10/BX, 10BX/CS
McKesson	3559	883257	35592101	Calcium Alginate Dressings, Sheet, with Antimicrobial Silver	4" x 8"	1/EA, 5BX, 10BX/CS
Molnlycke	603421	1052339	60212101	Exufiber®	2" x 2"	1/EA, 10/BX, 4BX/CS
Molnlycke	603311	1052345	63112100	Exufiber®	4" x 5"	1/EA
Molnlycke	603302	1052346	33022100	Exufiber®	6" x 6"	10/BX, 6BX/CS
Molnlycke	603420	1052343	63402100	Exufiber®	0.8" x 17.7"	5/BX, 4BX/CS
Molnlycke	252000	864914	35202100	Melgisorb® Plus	2" x 2"	1/EA, 10/BX, 10BX/CS

Product Formulary

MANUFACTURER	MFG CATALOG NUMBER	E1 ITEM NUMBER	EC ITEM NUMBER	DESCRIPTION	SIZE	UOM
Molnlycke	252200	864915	35222100	Melgisorb® Plus	4" x 4"	1/EA, 10/BX, 10BX/CS
Molnlycke	252500	864917	35252101	Melgisorb® Plus	4" x 8"	1/EA, 10/BX
Molnlycke	253500	864918	35352100	Melgisorb® Plus	1.25" x 17.7"	1/EA, 5BX, 10BX/CS
Molnlycke	255050	863096	25532101	Melgisorb® Ag	2" x 2"	1/EA, 10/BX, 10BX/CS
Molnlycke	255100	697086	55102100	Melgisorb® Ag	4" x 4"	1/EA, 10/BX, 10BX/CS
Molnlycke	255150	697087	52512101	Melgisorb® Ag	6" x 6"	1/EA, 10/BX, 10BX/CS
Molnlycke	603421	1052339	60212101	Exufibe® Ag+	2" x 2"	1/EA, 10/BX, 4BX/CS
Molnlycke	603422	1052340	64222101	Exufiber® Ag+	4" x 4 8/10"	1/EA, 10/BX, 6BX/CS
Molnlycke	603423	1052341	63232101	Exufiber® Ag+	6" x 6"	1/EA, 10/BX, 6BX/CS
Smith & Nephew	59480400	369232	48182100	ALGISITE™ M Calcium Alginate Dressing	3/4" x 12"	1/EA, 10/BX, 6BX/CS
Smith & Nephew	59480100	379524	48012100	ALGISITE™ M Calcium Alginate Dressing	2" x 2"	1/EA, 10/BX, 10BX/CS
Smith & Nephew	59480200	372316	48022101	ALGISITE™ M Calcium Alginate Dressing	4" x 4"	1/EA, 10/BX, 10BX/CS
Smith & Nephew	59480300	373245	48032101	ALGISITE™ M Calcium Alginate Dressing	6" x 8"	1/EA, 10/BX, 6BX/CS
Smith & Nephew	66800559	733069	66592100	Durafiber, Non-Woven Gelling Fiber Dressing	2" x 2"	1/EA, 10/BX

Product Formulary

MANUFACTURER	MFG CATALOG NUMBER	E1 ITEM NUMBER	EC ITEM NUMBER	DESCRIPTION	SIZE	UOM
Smith & Nephew	66800560	867294	85602100	Durafiber, Non-Woven Gelling Fiber Dressing	4" x 4"	1/EA, 10/BX
Smith & Nephew	20181	426222	21812100	ACTICOAT™ Absorbent Silver-Coated Antimicrobial Calcium Alginate Dressing	3/4" x 12"	5PK, 12PK/CS
Smith & Nephew	20381	979626	23551700	ACTICOAT™ Absorbent Silver-Coated Antimicrobial Calcium Alginate Dressing	4" x 5"	48/CS
Smith & Nephew	66800570	863767	85702100	Durafiber Ag, Absorbent, Non-Woven, Silver Containing Antimicrobial Dressing	2" x 2"	1/EA, 10/BX
Smith & Nephew	66801174	862627	11742100	Durafiber Ag, Absorbent, Non-Woven, Silver Containing Antimicrobial Dressing	4" x 4"	1/EA, 10/BX
Adhesive and Non-Adhesive Foams (with or without Antimicrobial Silver)						
3M™	90600	575882	96062100	Tegaderm™ Foam Non-Adhesive Dressing	2" x 2"	1/EA, 10/BX, 4BX/CS
3M™	90601	688562	96012100	Tegaderm™ Foam Non-Adhesive Dressing	4" x 4"	1/EA, 10/BX, 4BX/CS
3M™	90602	478357	96022100	Tegaderm™ Foam Non-Adhesive Dressing	4" x 8"	1/EA, 5BX, 6BX/CS
3M™	90612	459259	96122100	Tegaderm™ Foam Adhesive Dressing	4" x 4"	1/EA, 10/BX, 4BX/CS
3M™	90616	476445	96162100	Tegaderm™ Foam Adhesive Dressing	7 1/2" x 8 3/4"	1/EA, 10/BX, 3BX/CS
McKesson	4670	930370	40672110	Hydrocellular Foam Dressings, Acrylic Adhesive	3" x 3"	1/EA, 10/BX, 10BX/CS
McKesson	16-4671	1138281	16712101	Hydrocellular Foam Dressings, Acrylic Adhesive	4" x 4"	1/EA, 10/BX, 10BX/CS
McKesson	16-4672	1138299	16722110	Hydrocellular Foam Dressings, Acrylic Adhesive	6" x 6"	1/EA, 10/BX, 10BX/CS

Product Formulary

MANUFACTURER	MFG CATALOG NUMBER	E1 ITEM NUMBER	EC ITEM NUMBER	DESCRIPTION	SIZE	UOM
McKesson	16-4673	1138301	16732110	Hydrocellular Foam Dressings, Acrylic Adhesive	7" x 7"	1/EA, 10/BX, 10BX/CS
McKesson	16-4737	1138302	16372101	Hydrocellular Foam Dressings, Non-Adhesive	4" x 4"	1/EA, 10/BX, 10BX/CS
McKesson	16-4738	1138303	16782101	Hydrocellular Foam Dressings, Non-Adhesive	6" x 6"	1/EA, 10/BX, 10BX/CS
McKesson	16-4739	1138304	16392101	Hydrocellular Foam Dressings, Non-Adhesive	4" x 4"	1/EA, 10/BX, 10BX/CS
McKesson	4940	1138632	49402101	Antimicrobial Foam Dressings with PHMB, Non-Adhesive, Without Border	4" x 4"	1/EA, 10/BX, 10BX/CS
McKesson	4974	1138631	49742110	Antimicrobial Foam Dressings with PHMB, Adhesive With Border	4" x 4"	1/EA, 10/BX, 10BX/CS
McKesson	4976	1138633	46972120	Antimicrobial Foam Dressings with PHMB, Adhesive With Border	6" x 6"	1/EA, 10/BX, 10BX/CS
Molnlycke	603200	794102	32602100	Lyof foam [®] Max	3" x 3 2/5"	1/EA, 10/BX
Molnlycke	603201	794107	61322100	Lyof foam [®] Max	4" x 4"	1/EA, 10/BX
Molnlycke	603203	794108	63322101	Lyof foam [®] Max	4" x 8"	1/EA, 10/BX
Molnlycke	603204	794109	23062100	Lyof foam [®] Max	6" x 6"	10/BX
Smith & Nephew	66020043	278016	66432100	ALLEVYN™ Adhesive Hydrocellular Dressing	3" x 3"	1/EA, 10/BX, 4BX/CS
Smith & Nephew	66020045	278018	66452100	ALLEVYN™ Adhesive Hydrocellular Dressing	7" x 7"	1/EA, 10/BX, 4BX/CS
Smith & Nephew	66927637	226263	76342100	ALLEVYN™ Non-Adhesive Hydrocellular Dressing	4" x 4"	1/EA, 10/BX, 7BX/CS

Product Formulary

MANUFACTURER	MFG CATALOG NUMBER	E1 ITEM NUMBER	EC ITEM NUMBER	DESCRIPTION	SIZE	UOM
Smith & Nephew	66020093	384601	66932100	ALLEVYN™ Non-Adhesive Hydrocellular Dressing	6" x 6"	1/EA, 10/BX, 3BX/CS
MEDIHONEY® Medical Grade Honey						
McKesson	31805	788895	31852101	MEDIHONEY® Gel Tube Twist Off	0.5 oz.	1/EA, 10/BX, 4BX/CS
McKesson	31815	788894	38152100	MEDIHONEY® Gel Tube Twist Off	1.5 oz.	1/EA, 12/CS
McKesson	31222	663796	31222001	MEDIHONEY® Honeycolloid™ Dressing, Non-adhesive	2" x 2"	1/EA, 10/BX, 10BX/CS
McKesson	31245	663797	31242001	MEDIHONEY® Honeycolloid™ Dressing, Non-adhesive	4" x 5"	1/EA, 10/BX, 5BX/CS
McKesson	31012	688573	31012101	MEDIHONEY® Calcium Alginate Rope Dressing	3/4" x 12"	1/EA, 5/BX, 4BX/CS
McKesson	31022	683998	63572101	MEDIHONEY® Calcium Alginate Sheet Dressing	2" x 2"	1/EA, 10/BX, 10BX/CS
McKesson	31045	702990	31042101	MEDIHONEY® Calcium Alginate Sheet Dressing	4" x 5"	1/EA, 10/BX, 5BX/CS
McKesson	31644	823279	31642101	MEDIHONEY® Hydrogel Dressing	4.3" x 4.3"	1/EA, 10/BX, 5BX/CS
McKesson	31622	821087	36222100	MEDIHONEY® Hydrogel Dressing	2.4" x 2.4"	1/EA, 10/BX, 5BX/CS
Cover Dressings						
McKesson	16-89244	883053	89242101	Island Dressings	4" x 4"	1/EA, 30/BG, 4BG/CS
McKesson	16-89266	883055	89262100	Island Dressings	6" x 6"	1/EA, 30/BG, 4BG/CS

Product Formulary

MANUFACTURER	MFG CATALOG NUMBER	E1 ITEM NUMBER	EC ITEM NUMBER	DESCRIPTION	SIZE	UOM
McKesson	16-89022	491825	89022000	Island Dressings	2" x 2"	1/EA, 25/BX, 4BX/CS
McKesson	16-89044	491826	90442000	Island Dressings	4" x 4"	1/EA, 25/BX, 4BX/CS
McKesson	16-89046	488923	89042000	Island Dressings	4" x 6"	1/EA, 25/BX, 4BX/CS
McKesson	16-89048	488924	89482000	Island Dressings	4" x 8"	1/EA, 25/BX
McKesson	16-89041	488925	89412001	Island Dressings	4" x 10"	1/EA, 25/BX, 4BX/CS
McKesson	16-89042	488927	89422001	Island Dressings	4" x 14"	1/EA, 25/BX
McKesson	16-89066	491827	89062000	Island Dressings	6" x 6"	1/EA, 25/BX, 4BX/CS
McKesson	16-89068	488926	89682000	Island Dressings	6" x 8"	1/EA, 25/BX, 4BX/CS
Molnlycke	670800	324383	78052100	Mepore® Adhesive Dressing	2 1/2" x 3"	1/EA, 60/BX, 8BX/CS
Molnlycke	670900	324384	79052100	Mepore® Adhesive Dressing	3 3/5" x 4"	1/EA, 50/BX, 8BX/CS
Molnlycke	671000	324385	71052100	Mepore® Adhesive Dressing	3 3/5" x 6"	1/EA, 50/BX, 8BX/CS
Molnlycke	671100	787100	71152100	Mepore® Adhesive Dressing	3 3/5" x 8"	1/EA, 30/BX, 6BX/CS
Molnlycke	671299	810264	67122000	Mepore® Adhesive Dressing	3 3/5" x 10"	30/BX, 7BX/CS
Molnlycke	671300	851135	71052100	Mepore® Adhesive Dressing	3 3/5" x 12"	1/EA, 50/BX, 8BX/CS

Product Formulary

MANUFACTURER	MFG CATALOG NUMBER	E1 ITEM NUMBER	EC ITEM NUMBER	DESCRIPTION	SIZE	UOM
Molnlycke	671400	337355	67142100	Mepore® Pro Adhesive Dressing	3 3/5" x 14"	1/EA, 30/BX, 6BX/CS
Smith & Nephew	59714100	350590	59722100	COVRSITE™ Cover Dressing	4" x 4"	1/EA, 30/BX, 10BX/CS
Smith & Nephew	59714400	352378	59742100	COVRSITE™ Cover Dressing	6" x 6"	1/EA, 30/BX, 10BX/CS
Composite Dressings						
McKesson	16-89144	488920	89142001	Barrier Island Dressings, Water-Resistant	4" x 4"	1/EA, 25/BX, 4BX/CS
McKesson	16-89166	488921	89162001	Barrier Island Dressings, Water-Resistant	6" x 6"	1/EA, 25/BX, 4BX/CS
Molnlycke	265329	714235	53292100	Alldress®	4" x 4"	1/EA, 10/BX, 7BX/CS
Molnlycke	265349	705200	53492100	Alldress®	6" x 6"	1/EA, 10/BX, 10BX/CS
Molnlycke	265369	705201	53692100	Alldress®	6" x 8"	1/EA, 10/BX, 12BX/CS
Molnlycke	670890	571857	67082100	Mepore® Pro	2 1/2" x 3"	1/EA, 60/BX, 8BX/CS
Molnlycke	670990	564448	67092101	Mepore® Pro	3 3/5" x 4"	1/EA, 40/BX, 8BX/CS
Molnlycke	671090	571858	67102100	Mepore® Pro	3 3/5" x 6"	1/EA, 40/BX, 10BX/CS
Molnlycke	671190	571861	71192100	Mepore® Pro	3 3/5" x 8"	1/EA, 30/BX, 6BX/CS

Product Formulary

MANUFACTURER	MFG CATALOG NUMBER	E1 ITEM NUMBER	EC ITEM NUMBER	DESCRIPTION	SIZE	UOM
Molnlycke	671290	571859	67122100	Mepore® Pro	3 3/5" x 10"	1/EA, 30/BX, 6BX/CS
Molnlycke	671390	571860	67132100	Mepore® Pro	3 3/5" x 12"	1/EA, 30/BX, 9BX/CS
Smith & Nephew	59715000	407732	71502100	COVRSITE™ PLUS Composite Dressing	4" x 4"	1/EA, 10/BX, 10BX/CS
Smith & Nephew	59715100	407733	1512100	COVRSITE™ PLUS Composite Dressing	6" x 6"	1/EA, 10/BX, 10BX/CS
Specialty Absorptive Dressings						
McKesson	61-89545	682970	89542101	Super Absorbent Dressings	4" x 5"	1/EA, 10/BX, 10BX/CS
McKesson	61-89569	682971	89562101	Super Absorbent Dressings	6" x 9"	1/EA, 10/BX, 5BX/CS
Molnlycke	610000	993929	61002110	Mextra® Superabsorbent	5" x 5"	1/EA, 10/BX, 5BX/CS
Molnlycke	610100	993933	61012110	Mextra® Superabsorbent	5" x 7"	1/EA, 10/BX
Molnlycke	610200	993936	61022110	Mextra® Superabsorbent	5" x 9"	10/BX, 9BX/CS
Molnlycke	610300	993946	61032110	Mextra® Superabsorbent	7" x 9"	1/EA, 10/BX
Molnlycke	610400	993947	61042110	Mextra® Superabsorbent	9" x 11"	1/EA, 10/BX
Molnlycke	610500	993948	61052110	Mextra® Superabsorbent	9" x 13"	10/BX
Smith & Nephew	5999004120	388241	99602101	EXU-DRY™ Dressing	4" x 6"	1/EA, 10/BX, 12BX/CS
Smith & Nephew	5999006	359767	99062100	EXU-DRY™ Dressing	6" x 9"	1/EA, 12/BX, 4BX/CS

Product Formulary

MANUFACTURER	MFG CATALOG NUMBER	E1 ITEM NUMBER	EC ITEM NUMBER	DESCRIPTION	SIZE	UOM
Compression Dressings						
McKesson	2066	897006	70062100	Unna Boot, with Zinc Oxide	3"	1/BX, 12/CS
McKesson	2067	897003	70032100	Unna Boot, with Zinc Oxide	4"	1/BX, 12/CS
McKesson	2068	897005	70052100	Unna Boot, with Zinc Oxide & Calamine	3"	1/BX
McKesson	2069	897004	70042100	Unna Boot, with Zinc Oxide & Calamine	4"	1/BX, 12/CS
Smith & Nephew	4956	379577	49562000	VISCOPASTE™ PB7 Zinc Paste Bandage	3"	1/EA, 12/BX, 4BX/CS
Multi-Layer Compression Bandage Systems						
3M™	2094N	989726	29043001	Coban™ 2 Two-Layer Compression System with Stocking	2 9/10 yd x 4" /4" x 5 1/10 yd	1/BX, 8/CS
3M™	20096	993483	20963000	Coban™ 2 Lite Two-Layer Compression System with Stocking	4" x 2 9/10 yd /4" x 5 1/10 yd	1/BX, 8/CS
3M™	2094XL	993482	49023000	Coban™ 2 Two-Layer Compression System	4" x 3 4/5 yd /4" x 6 3/10 yd	1/BX, 8/CS
3M™	2794N	989622	27963000	Coban™ 2 Two-Layer Compression System,	6" x 3 4/5 yd /6" x 4 9/10 yd	1/BX, 8/CS
3M™	2092	993481	22923000	Coban™ 2 Two-Layer Compression System	2" x 1 3/10 yd /2" x 3 yd	1/BX, 8/CS
McKesson	1006	949424	22662100	Compression Bandage System	2 layer	1/BX, 8/CS
McKesson	1008	886683	10082001	Compression Bandage System	4 layer	1/EA

Product Formulary

MANUFACTURER	MFG CATALOG NUMBER	E1 ITEM NUMBER	EC ITEM NUMBER	DESCRIPTION	SIZE	UOM
Smith & Nephew	66000771	684175	77102101	PROFORE™ Lite Multi-Layer Reduced Compression Bandaging System		1/BX, 8/CS
Smith & Nephew	66020016	241281	66162100	PROFORE™ Multi-Layer Compression Bandaging System	4 layer	1/BX, 8/CS
Silicone Tape						
3M™	2770-1	774188	27712201	Kind Removal Silicone Tape	1" x 5.5 yards	1/RL, 12/BX, 10BX/CS
3M™	2770S-2	774190	27732201	Kind Removal Silicone Tape	2" x 1.5 yards	1/RL, 50/BX
3M™	2770-2	774628	27722201	Kind Removal Silicone Tape	2" x 5.5 yards	1/EA, 6/BX, 10BX/CS
3M™	2770S-1	774835	27702201	Kind Removal Silicone Tape	1" x 1.5 yards	1/RL, 100/BX
McKesson	16-48410	1073806	48412201	Silicone Adhesive Surgical Tape, Transparent, Non-Sterile	1" x 5 1/2 yd	1/RL, 12/BX, 10BX/CS
McKesson	16-48420	1073807	48422201	Silicone Adhesive Surgical Tape, Transparent, Non-Sterile	2" x 5 1/2 yd	1/EA, 6/BX, 10BX/CS

Product Formulary

MANUFACTURER	MFG CATALOG NUMBER	E1 ITEM NUMBER	EC ITEM NUMBER	DESCRIPTION	SIZE	UOM
--------------	-----------------------	-------------------	-------------------	-------------	------	-----

--	--	--	--	--	--	--

--	--	--	--	--	--	--

--	--	--	--	--	--	--

--	--	--	--	--	--	--

--	--	--	--	--	--	--

--	--	--	--	--	--	--

Product Formulary

MANUFACTURER	MFG CATALOG NUMBER	E1 ITEM NUMBER	EC ITEM NUMBER	DESCRIPTION	SIZE	UOM
--------------	-----------------------	-------------------	-------------------	-------------	------	-----

--	--	--	--	--	--	--

--	--	--	--	--	--	--

--	--	--	--	--	--	--

--	--	--	--	--	--	--

--	--	--	--	--	--	--

--	--	--	--	--	--	--

Product Formulary

MANUFACTURER	MFG CATALOG NUMBER	E1 ITEM NUMBER	EC ITEM NUMBER	DESCRIPTION	SIZE	UOM
--------------	-----------------------	-------------------	-------------------	-------------	------	-----

--	--	--	--	--	--	--

--	--	--	--	--	--	--

--	--	--	--	--	--	--

--	--	--	--	--	--	--

--	--	--	--	--	--	--

--	--	--	--	--	--	--

Product Formulary

MANUFACTURER	MFG CATALOG NUMBER	E1 ITEM NUMBER	EC ITEM NUMBER	DESCRIPTION	SIZE	UOM
--------------	-----------------------	-------------------	-------------------	-------------	------	-----

--	--	--	--	--	--	--

--	--	--	--	--	--	--

--	--	--	--	--	--	--

--	--	--	--	--	--	--

--	--	--	--	--	--	--

--	--	--	--	--	--	--

Product Formulary

MANUFACTURER	MFG CATALOG NUMBER	E1 ITEM NUMBER	EC ITEM NUMBER	DESCRIPTION	SIZE	UOM
--------------	-----------------------	-------------------	-------------------	-------------	------	-----

--	--	--	--	--	--	--

--	--	--	--	--	--	--

--	--	--	--	--	--	--

--	--	--	--	--	--	--

--	--	--	--	--	--	--

--	--	--	--	--	--	--

Product Formulary

MANUFACTURER	MFG CATALOG NUMBER	E1 ITEM NUMBER	EC ITEM NUMBER	DESCRIPTION	SIZE	UOM
--------------	-----------------------	-------------------	-------------------	-------------	------	-----

--	--	--	--	--	--	--

--	--	--	--	--	--	--

--	--	--	--	--	--	--

--	--	--	--	--	--	--

--	--	--	--	--	--	--

--	--	--	--	--	--	--

McKESSON

Have clinical questions or need educational support?

McKesson Medical-Surgical's Board-Certified Wound, Ostomy, Continence Nurses are ready to help you today.

Call our clinicians at 877.611.0081.

To learn more about McKesson WoundCare Companion™ visit mms.mckesson.com/wound-care

or call your McKesson Medical-Surgical Account Manager.

All trademarks and registered trademarks are the property of their respective owners.

© 2020 McKesson Medical-Surgical Inc.

2020-0179